

**Telford & Wrekin Council**  
**Audited Statement of Accounts**  
**2021/22**

**Contents**

Financial Statements

• Narrative Report	4
• Statement of Responsibilities	29
• Annual Governance Statement	30
• Auditors' Report	47
• Expenditure & Funding Analysis	48
• Notes to Expenditure & Funding Analysis	
1. Adjustments between funding and accounting basis	50
2. Segmental income	53
• Comprehensive Income and Expenditure Account	55
• Movement In Reserves Statement	56
• Balance Sheet	57
• Cash Flow Statement	58
• Notes to the Core Financial Statements	
1. Accounting Policies	59
2. Accounting Standards that have been issued but have not yet been adopted and prior period adjustments	70
3. Critical Judgements in Applying Accounting Policies	71
4. Assumptions made about the Future and Other Major Sources of Estimation Uncertainty	72
5. Events after the Reporting Period	75
6. Disclosure of Deployment of Dedicated Schools Grant	75
7. Other Operating Expenditure	75
8. Financing and Investment Income and Expenditure	76
9. Taxation and Non Specific Grant Income and Expenditure	76
10. Expenditure & Income Analysed by Nature	76
11. Pension Schemes	77
12. Defined Benefit Pension Schemes Participation in Pension Schemes	77
13. Pension Schemes Accounted for as Defined Contribution Schemes	81
14. Adjustments between Accounting Basis and Funding Basis under Regulations	81

15.	Property, Plant & Equipment & Investment Properties	86
	15a. Property, Plant & Equipment	
	15b. Investment Properties	
16.	Valuation of Property Plant & Equipment and Investment Properties	91
17.	Intangible Assets	94
18.	Assets Held for Sale	95
19.	Heritage Assets	95
20.	Revaluation and Impairment Losses	96
21.	Financial Instruments	97
22.	Nature and Extent of risks arising from treasury related Financial Instruments	101
23.	Debtors	106
24.	Investments	106
25.	Cash and Cash Equivalents	107
26.	Provisions	107
27.	Creditors	108
28.	Private Finance Initiatives and Similar Contracts	108
29.	Useable Reserves - Transfers to/from Earmarked Reserves & Balances	109
30.	School Balances	111
31.	Unusable Reserves	111
32.	Revenue Expenditure Funded from Capital Under Statute	115
33.	Usable Capital Receipts Reserve	115
34.	Capital Expenditure & Capital Financing	115
35.	Minimum Revenue Provision	116
36.	Cash Flow Statement – Adjustments to net surplus or deficit on the provision of services for non-cash movements	116
37.	Cash Flow Statement – Adjustments for items included in the net surplus or deficit on the provision of services that are investing and financing activities	116
38.	Cash Flow Statement – Investing Activities	117
39.	Cash Flow Statement – Financing Activities	117
40.	Cash Flow Statement – Operating Activities	117
41.	Grant Income	117
42.	Market Undertakings and Industrial Units	118
43.	Pooled Budgets	119
44.	Member Allowances	120
45.	Senior Officers’ Remuneration & Employee Remuneration in Bands	121
46.	Exit Packages	126
47.	External Audit Costs	127
48.	Related Parties	127

49. Leases	129
50. Contingent Liabilities	130
51. Contingent Assets	130
52. Special Fund Revenue Account	130
53. Soft Loan	131
54. Building Control Account	132
55. Insurance Reserves	132
56. West Mercia Energy Joint Committee	133
57. Apprentice Levy	134
• Collection Fund Account	135
• Group Accounts	140
• Glossary	153

**Telford & Wrekin Council**  
**Audited Statement of Accounts**  
**2021/22**

**Financial Statements**

**Narrative Report**

The Narrative Report provides a summary of the Council's performance for 2021/22 and compliments the detailed Financial Statements in providing a fair, balanced and understandable analysis of the year. It comprises the following sections:

- A. Organisational Overview
  - Introduction
  - Background Information
  - The Council's Service & Financial Planning Cycle
  - An Overview of the Budget 2021/22
  - Workforce Analysis
- B. Governance & Transparency
- C. Operational Model
- D. Risks and Opportunities
- E. Performance
  - Revenue Outturn for 2021/22
  - Service Issues Highlighted during 2021/22
  - IAS Note 19 – Retirement Benefits
  - Capital Outturn 2021/22
  - Provisions
  - Achievements during 2021/22
- F. Strategic Outlook
- G. COVID-19
- H. Looking Ahead
- I. Basis of Preparation
- J. Statement of Accounts – Explanatory Overview
- K. Further Information

**A. ORGANISATIONAL OVERVIEW**

**1. Introduction**

Telford & Wrekin Council is a Unitary Authority created in 1998. Situated in Shropshire, the Borough is a mix of urban and rural areas including Telford New Town, the market town of Newport and the UNESCO World Heritage Site, the Ironbridge Gorge – the birthplace of the industrial revolution. Surrounded by countryside and farmland, more than two thirds of the Borough is classified as rural.

The Council delivers a vast range of services to its community, of almost 180,000 people, including Education, Waste Collection and Disposal, Care for Vulnerable Adults and Children, Libraries, Leisure Centres and Play Facilities.

In October 2020, the Council's Cabinet agreed a refreshed Council Plan to "*Protect, Care and Invest to create a better borough*". The Plan was further updated in February 2022. It is a vision which is centred on building a strong local identity and resilient and healthy communities by driving housing and economic growth whilst protecting and enhancing our reputation as a green town. Despite the financial constraints, Telford & Wrekin Council is a progressive Council with ambitions to improve the Borough and the lives of residents to be known as "The place of enterprise, innovation and partnership". The programme identifies 5 priorities to deliver the vision.

- Every child, young person and adult lives well in their community
- Everyone benefits from a thriving economy
- All neighbourhoods are a great place to live
- Our natural environment is protected, and the Council has a leading role in addressing the climate emergency
- A community-focussed, innovative council providing efficient, effective and quality services

The Council Plan, which is available on the Council's web site (link below), identifies the organisation's strategies to deliver these priorities.

The Council will work together with the community and partners to collectively deliver the best possible for Telford & Wrekin with the combined resources available.

Council Plan/ Programme	<a href="#">Council Plan - Telford &amp; Wrekin Council</a>
----------------------------	---

## **2. Background Information**

### **Political Context**

The Borough is divided into 30 wards and there are 54 Councillors. Borough elections are held every 4 years, with the most recent being held in May 2019 and the next election due in May 2023.

The Council operates a Leader with Cabinet decision making system. The Council is Labour controlled.

## Senior Management Team

At 31 March 2022

Chief Executive
Director: Finance & Human Resources
Director: Prosperity & Investment
Associate Director: Policy & Governance
Executive Director: Housing, Communities & Customer Services
Director Housing, Employment & Infrastructure
Director Neighbourhood & Enforcement Services
Director: Communities, Customer & Commercial Services
Assistant Director: Communications & External Affairs
Executive Director: Adults Social Care, Health Integration & Wellbeing
Director: Health, Wellbeing & Commissioning
Director: Adult Social Care
Executive Director: Children's Family Services
Interim Director: Children's Safeguarding & Family Support
Director: Education & Skills

## Legislative Framework

The Council operates within the legislative and regulatory framework as determined by Government. The Statement of Accounts are prepared in accordance with the CIPFA Code of Practice on Local Authority Accounting and the 2015 Accounts and Audit Regulations (and associated amendment regulations), and comply with the relevant Local Government Acts, Accounting Standards and other CIPFA guidance.

## Economic Profile

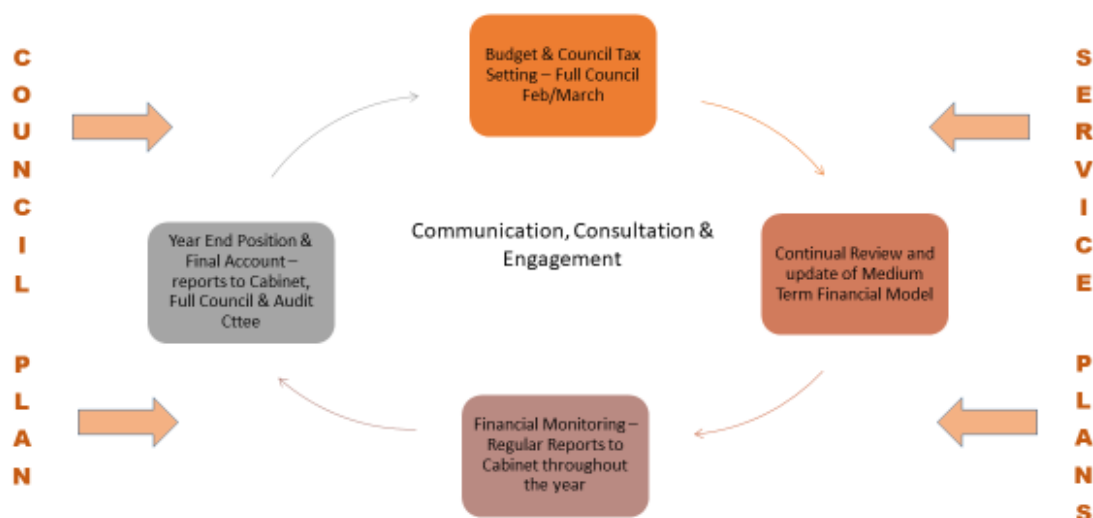
The Borough has a diverse manufacturing sector, a flourishing tourism sector and research and development facilities. There is a strong focus on manufacturing with other important sectors being advanced engineering, food and drink, construction, education and retail.

An estimated 87,300 people were employed in the Borough in 2020

There were 6,615 business units, in VAT and/or PAYE based enterprises in the Borough in 2021, an increase of more than 1,000 from 2019.

Tourism is an important contribution to the local economy with 4.5 million visitors each year, including 1.5 million visitors to the Telford Town Park, Southwater and the Ironbridge Gorge bringing £800m economic benefit to the borough.

### 3. Council's Service & Financial Planning Cycle



Reports to Council, Cabinet and Audit Committee can be accessed via the Council's web site.

### 4. An Overview of the Budget 2021/22

The Council has a rolling Medium Term Financial planning process. This was updated for 2021/22 formally by reports to the Council's Cabinet in January and February 2021 with final decisions taken at Full Council on 4 March 2021. The impact of Covid-19 is discussed in Section G below.

The decisions on the medium term budget strategy at Full Council reflect the outcome of consultation following publication of the budget proposals on the 7 January 2021.

The provisional funding settlement for 2021/22 was announced, on the 17 December 2020, followed by the final settlement on the 4 February 2021. This saw Revenue Support Grant increasing by just £0.055m and a significant reduction to New Homes Bonus grant. As anticipated the Council faced a budget shortfall and after delivering £126m of savings since 2009/10 further savings of £5.9m were required in 2021/22.

The agreed strategy for 2021/22 to meet the savings requirement and to continue to invest in the area to support both the community and businesses is:

- a savings package delivering an additional £5.9m from general fund budgets;
- £2.5m additional investment into Adult Social Care
- £0.5m investment into safer communities
- A commitment to work with partner organisations to seek new solutions to deliver services to minimise the impact of cuts;
- To continue to deliver jobs and investments and provide additional income business rates, council tax and New Homes Bonus.

The decision was made to increase council tax by 4.99% for 2021/22, which included the 3% Adult Social Care precept introduced by the Government in 2016/17. As a result, the Council Tax for Council Services in 2021/22 (Band B) was £1,105 per year (Band B is the typical band for Telford & Wrekin, Band D is £1,421). The Council had the lowest Council Tax out of all Councils areas in the Midlands region for the services which we provide.

<b>2021/22 Budgeted Net Revenue Spend</b>		
	<b>£m</b>	<b>%</b>
<b>2021/22 Total Net Revenue Spend</b>	<b>131.014</b>	
Funded From:		
Government Grant (RSG and 'Top Up' Grant)	<b>14.996</b>	<b>11</b>
Retained Business Rates/Section 31 Grant	<b>41.888</b>	<b>32</b>
Council Tax	<b>74.430</b>	<b>57</b>
Collection Fund	<b>(0.300)</b>	<b>0</b>
<b>Total Funding</b>	<b>131.014</b>	<b>100</b>

## **5. Workforce Analysis**

	<b>31 March 2021</b>		<b>31 March 2022</b>	
	<b>Head count</b>	<b>FTE</b>	<b>Head count</b>	<b>FTE</b>
Male	728	612.42	734	625.87
Female	2,140	1,483.43	2,157	1,504.15
<b>Total</b>	<b>2,868</b>	<b>2,095.85</b>	<b>2,891</b>	<b>2,130.02</b>

Workforce Information	<a href="#">Introduction - Workforce information - Telford &amp; Wrekin Council</a>
-----------------------	---

## **B. GOVERNANCE & TRANSPARENCY**

The 2021/22 Annual Governance Statement is included within the Statement of Accounts – see page **Error! Bookmark not defined.**. The Statement outlines that the Council has adhered to its Local Code of Corporate Governance, continually reviewing policies and procedures to maintain and demonstrate good corporate governance and that it has in place robust systems of internal control.

The Council is committed to openness and transparency and publishes details of all spending over £100 every month (link below). The Statement of Accounts are a public record of the Council's financial position for 2021/22; showing what has been spent, income that has been received, together with assets and liabilities. The Statement of Accounts is prepared on an International Financial Reporting Standards (IFRS) basis as interpreted by the Local Government Accounting Code of Practice. The information is presented as simply and clearly as possible whilst adhering to the IFRS reporting regulations.

Spend Over £100	<a href="#">Expenditure over £100 - Expenditure over £100 - Telford &amp; Wrekin Council</a>
-----------------	--



## **C. OPERATIONAL MODEL**

Despite the severe financial constraints, Telford & Wrekin is a progressive Council with ambitions to improve the Borough and lives of residents. The organisation will continue to change and develop in response to the challenges we face, particularly the need to make further savings. At the heart of our model has been 4 key delivery themes:

**1. Solving problems and promoting social responsibility to reduce demand for services** – the Council can no longer afford to, neither is it right that the Council can fix every family or community challenge. It is the role of the Council and its partners to work with and support families and communities and so reduce demand on public services.

**2. Challenging and changing, reviewing and reimagining how we do things** – despite the savings we have had to make, we have worked hard to avoid simply cutting services to balance the books – this would be the easy thing to do. We have had to be creative and find new ways to deliver services and ensure that our services are as efficient as possible. For example, working with Town and Parish Councils, community groups and organisations to deliver libraries, community centres, markets, children’s centres and youth services. Examples include “Feed the Birds” scheme to tackle social isolation and “Bench to Bench” to encourage people into activity.

**3. Reducing our Dependency on Government Grants** – this is an essential part of our financial strategy; to increase and maximise income into the Council from sources other than Government Grants, for example the Solar Farm, NuPlace (a wholly owned housing company) and securing external funding.

**4. Being a Modern Organisation, with Modern Practices and where we always get the Basics Right**

- **Workforce** – the Council has a hard working and dedicated workforce committed to the values of service and making a difference to the community. Our workforce strategy sets out how we will work to continually support the workforce to ensure that they have the right skills and knowledge to deliver services.
- **Technology** – investing in ICT to keep our systems up to date and enable us to drive efficiencies and savings as well as ensuring that the ICT network is robust and secure.
- **Customer Focus** – improving the customer journey and outcomes by driving digital transformation including the enablement of “self-service” at the customer’s convenience through “My Telford”. Full detail is in the Council’s digital strategy.
- **Performance** – our performance framework tracks the progress we are making to delivery our priorities. This is an essential part of our approach to evidence based decision making.
- **Financial Management** – the Medium Term Financial Strategy sets out how we will use our money to deliver our priorities and value for money, including where we will invest more in our priorities and where we are still required to make savings and deliver efficiencies.

## **D. RISKS AND OPPORTUNITIES**

The strategic risk register identifies the substantive issues which need to be managed but which could impact negatively on delivery of the Council’s priorities. The key strategic risks identified for 2021/22 are listed below, with details of the steps that the Council is taking to manage these key risks included in our risk register.

Failure to discharge duty of care for a vulnerable child or a vulnerable adult
Inability to <ul style="list-style-type: none"> <li>• match available resources (financial, people and assets) with statutory obligations, agreed priorities and service standards</li> <li>• deliver the financial strategy including capital receipts, savings and commercial income</li> <li>• fund organisational and cultural development in the Council with the constraints of the public sector economy</li> </ul>
Losing skills, knowledge and experience (retention and recruitment) in relation to staffing
Significant business interruption affecting ability to provide priority services e.g. critical damage to Council buildings, pandemic etc.
Inability to manage the health and safety risks in delivering the Council's functions (including building security and cyber security)
Inability to deliver effective information governance
Inability to respond adequately to a significant emergency affecting the community and/or ability to provide priority services
Inability to respond to impact of climate emergency on severe weather events.

The full risk register (link below) assesses the likelihood and impact of each risk together with the controls in place to manage and mitigate these. The risk register is reviewed and updated on a regular basis.

Corporate Risk Register	<a href="#">Budget 2022 - Telford &amp; Wrekin Council</a> Appendix 3
-------------------------	--

The Council continually seeks and seizes opportunities. The themes described in Section C of the Narrative Report identifies the opportunities being taken to develop services; some of the key opportunities for the future being:

Ongoing investment through the Telford Growth Fund in our Property Investment & Regeneration Portfolio, as part of the "Business Winning, Business Supporting approach" to boost jobs, the economy and generate income
Increasing income through trading and new commercial projects (including continuing to support and develop NuPlace, the Council's wholly owned Housing Company to provide new homes for rent)
Bringing more public services together so that people get what they need at the right time and in the right place
Involving local people and our employees in the planning and running of services
Supporting communities better and encouraging local people and organisations to do more to help their communities
Channel Shift by providing services and information in the most efficient way, encouraging "self-service" and the use of "apps" such as the Everyday Telford App

## **E. PERFORMANCE**

The core elements of the Council’s corporate planning framework in place during 2021/22 were:

- **Council Plan 2022/23 to 2025/26** – identifies the organisation’s community priorities and strategy to deliver these priorities in a period of unprecedented change for local government (link below).
- **Medium Term Financial Strategy 2022/23 to 2025/26** – focussed on allocating our financial resources to services to deliver organisational and statutory priorities (link below),
- **Workforce Strategy** – sets out our approach to upskilling and supporting the workforce to ensure that they have the skills and knowledge to deliver their objectives. It has 4 themes:
  1. Employer of choice – through effective HR policies to attract employees of the right calibre to the organisation.
  2. Planning for the Future – robust, effective service planning.
  3. Healthy Organisation – supporting the health and mental wellbeing of employees.
  4. Workforce of the Future - good, effective workforce planning to cover, for example skills and succession planning.
- **Risk Register** - the Council keeps strategic risks under review through its Risk Register. These risks are used to inform the allocation of resources through the Service & Financial Strategy (link below).
- **Performance Framework** – the corporate performance framework is composed of a basket of measures to enable the organisation to understand progress in the delivery of our community priorities.
- **Service Strategies**– each Director led-area produces an annual service strategies which identifies their objectives against our community priorities. These plans also consider risks to delivery and identifies actions to ensure that the workforce has the necessary skills and knowledge to deliver these objectives. These workforce plans feed into the corporate Learning & Development plan.

Our strategic planning framework is embedded in the organisation and creates a golden thread from the Council Plan priorities through to employees. Our latest Employee Survey found that 93% understood how their role contributes to the Council’s priorities.

Council Plan/ Programme	<a href="#">Council Plan - Telford &amp; Wrekin Council</a>
Medium Term Financial Strategy	<a href="#">Budget 2022 - Telford &amp; Wrekin Council</a>
Corporate Risk Register	<a href="#">Budget 2022 - Telford &amp; Wrekin Council</a> Appendix 3

## 1. Revenue Outturn for 2021/22

A summary of the year end service variances reported to Cabinet is shown in the table below:

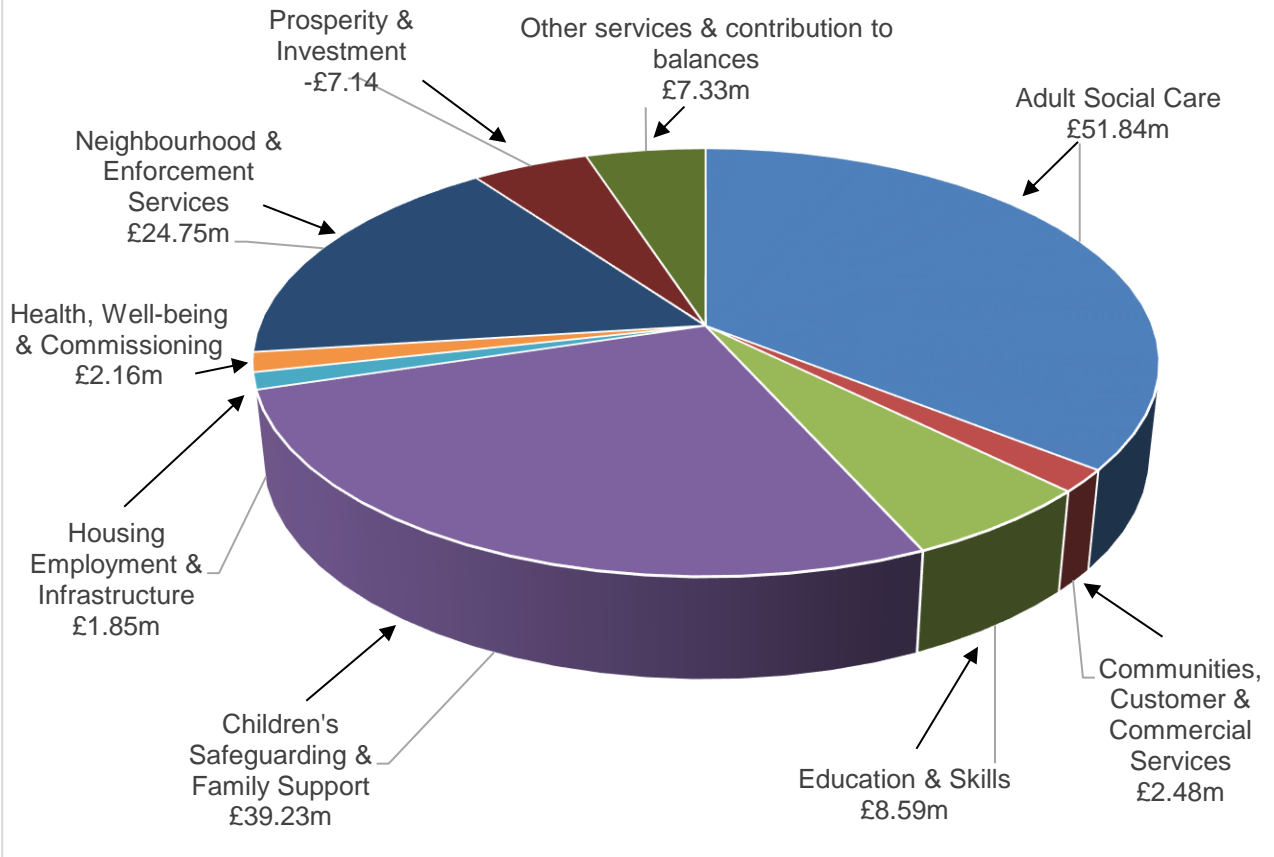
Service Area	Final Budget £	Outturn £	Variance £
Prosperity & Investment	(7,649,260)	(7,143,109)	506,151
Finance & HR	12,776,564	8,024,517	(4,752,047)
Policy & Governance	844,761	1,411,477	566,716
Children's Safeguarding & Family Support	36,763,304	39,230,435	2,467,131
Education & Skills	7,898,448	8,587,764	689,316
Adult Social Care	48,104,681	51,841,400	3,736,719
Health and Wellbeing	2,181,876	2,159,867	(22,009)
Neighbourhood & Enforcement Services	24,934,414	24,754,196	(180,218)
Communities, Customer & Commercial Services	1,133,363	2,477,251	1,343,888
Housing, Employment & Infrastructure	1,847,621	1,850,163	2,542
Corporate Communications	0	41,744	41,744
Council Wide Items	2,177,814	(2,194,595)	(4,372,409)
<b>Total</b>	<b>131,013,586</b>	<b>131,041,110</b>	<b>27,524</b>
<b>Funding Streams</b>	<b>(131,013,586)</b>	<b>(131,089,118)</b>	<b>(75,532)</b>
<b>Net Position</b>	<b>0</b>	<b>(48,008)</b>	<b>(48,008)</b>

(Variances exclude International Accounting Standard (IAS) 19 Pension entries and asset charges which are technical entries required in the formal statement of accounts but do not impact on the Council's General Fund Balances.)

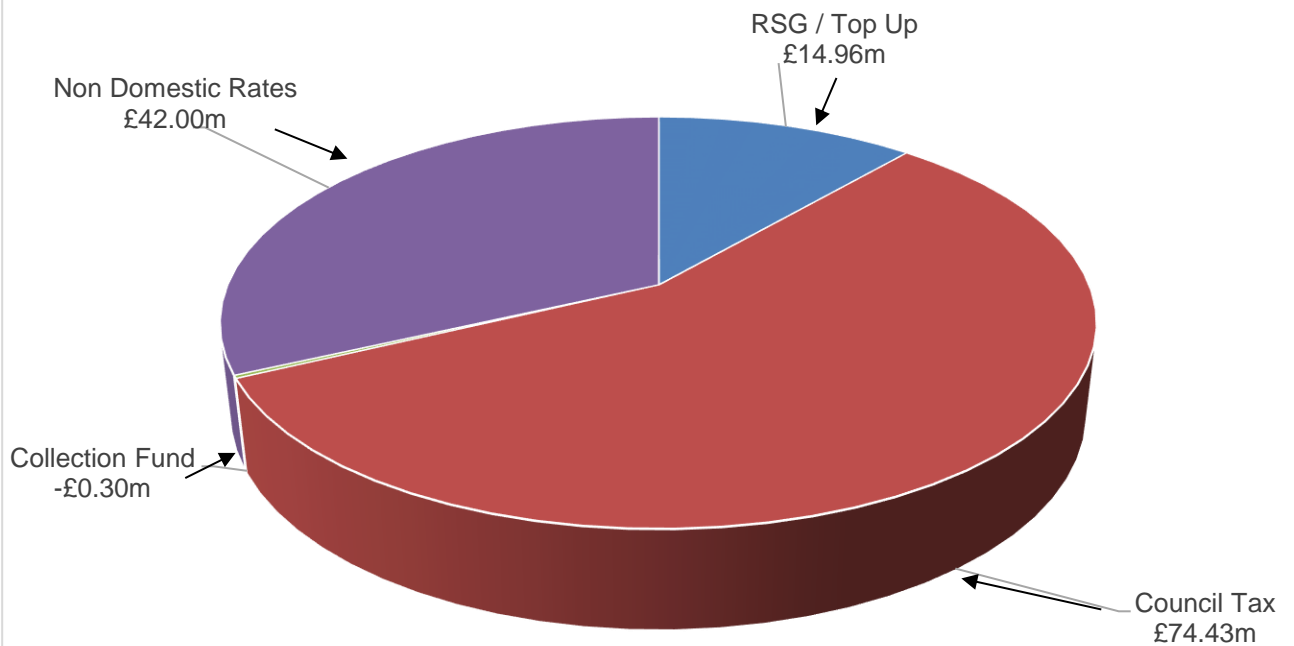
The outturn position has resulted in a general fund balance of £3.96m and a special fund balance of £1.15m, giving an overall balance of £5.11m. The total for all reserves and usable reserve balances held by the Authority is £137.6m, although almost all of this is held to meet known or likely commitments.

The following two charts show Net Revenue Spend by Service for 2021/22 and how it is funded, the figures are net of specific income i.e. service grants and sales fees and charges.

## Net Revenue Expenditure by Main Service Area 2021/22 £131.09m



## Sources of Finance 2021/22 £131.09m



The Outturn position can be reconciled with the formal Comprehensive Income and Expenditure Statement as follows -

<b>Description</b>	<b>Expenditure £m</b>	<b>Income £m</b>	<b>Net Expenditure £m</b>
<b>Total Service Outturn</b> (see page 12)	<b>422,120</b>	<b>291,079</b>	<b>131,041</b>
Adjustment in relation to use of Reserves presented as funding in the outturn report	0	17,253	(17,253)
<b>Revised Service Outturn</b>	<b>422,120</b>	<b>308,332</b>	<b>113,788</b>
Trading Services	5,109	(9,887)	14,994
Pensions Adjustments under IAS 19	18,289	0	18,289
Interest Payable and Similar Charges	(10,592)	0	(10,592)
Gains and Losses on Repurchase or Early Settlement of Borrowings (net)	(182)	0	(182)
Interest and Investment Income	0	(2,223)	2,223
Sources of Capital Funding (mainly Capital Grants)	0	23,646	(23,646)
Remove Depreciation & Impairments, REFCUS etc. from Net Operating Cost	36,895	0	36,895
Accumulated Absences	(544)	0	(544)
Minimum Revenue Provision	(4,259)	0	(4,259)
Net Movement on Reserves	11,045	0	11,045
<b>Net Cost of Services</b> (see Comprehensive Income and Expenditure Statement on page 55)	<b>477,881</b>	<b>319,868</b>	<b>158,013</b>

## **2. Service Issues Highlighted During 2021/22**

A summary of the key issues, highlighting variances over £250,000 during the year is shown below:

(A "+" is an increase in expenditure or a reduction in income, a "-" is a reduction in expenditure or an increase in income)

<b>Service Area</b>	<b>Variance £m</b>
<b><u>Property &amp; Investment</u></b>	
<b>Building Innovation Telford (BiT)</b> – fee income shortfall due to re-phasing some schemes into 22/23 which will see increased income levels.	+0.496
<b>Operational &amp; Admin. Buildings</b> – pressures included additional cleaning across all sites and repairs and maintenance costs.	+0.374
<b><u>Children's Safeguarding &amp; Family Support</u></b>	
<b>Children In Care Placements</b> – pressure on residential placement costs during the year, including a number of placements that have become significantly more expensive due to the complexities and challenges of cases being presented; the cost of 5 young people placed on remand has added £0.546m to costs; there has however also been some success with a number of young people being stepped down from residential placements.	+1.844

<b>Service Area</b>	<b>Variance £m</b>
<p><b>Post 18 Staying Put and Leaving Care Support</b> – a significant number of teenagers are approaching adulthood which gives rise to this pressure.</p>	+0.289
<p><b>Health funding</b> – further engagement with Health representatives has led to increased health funding contributions linked to health needs.</p>	-0.393
<p><b>Children with Disabilities</b> – additional support required to families as the pandemic impacted on the opportunities available to children which has resulted in additional costs.</p>	+0.337
<b><u>Education &amp; Skills</u></b>	
<p><b>Home to School Transport</b> – this pressure during the year was exacerbated by an increase in taxi costs from September 2021; a number of initiatives are underway to address the issue including reviewing different transport options, providing minibus transport rather than taxis, reviewing routes and retendering.</p>	+0.540
<p><b>Arthog</b> – Summer term bookings were impacted by Covid-19 restrictions which resulted in a shortfall of income.</p>	+0.319
<b><u>Adult Social Care</u></b>	
<p><b>Purchasing, Long Term Care</b> –expenditure pressure on all types of long term care.</p>	+5.762
<p><b>Purchasing, Short Term Reablement</b> – cost of care provided; partly offset by income from CCG</p>	+5.442
<p><b>Client Contributions</b> – income from clients who pay an assessed contribution towards their care costs, partially offsets some of the additional costs referred to above.</p>	-0.801
<p><b>CCG Joint Funding</b> – income relating to client care part funded by the CCG partially offsets some of the additional costs referred to above.</p>	-0.965
<p><b>NHS Contributions</b> and agreed risk share agreement partially offsets some of the additional costs referred to above.</p>	-5.702
<p><b>Operational Teams</b> – cost of agency workers required to cover vacancies, maternity leave and additional client numbers</p>	+1.104
<p><b>Grant Income</b> – additional grant income</p>	-0.711
<p><b>Contribution to Reserves</b> – to cover committed reablement and other cost pressures in 22/23</p>	+0.624
<b><u>Communities, Customer &amp; Commercial Services</u></b>	
<p><b>Leisure Operations</b> – loss of budgeted income relating to closures required due to Covid-19 in the first quarter of the year. The impact of planned closure of Newport Pool from December until the end of March for remedial works was also included in the shortfall.</p>	+0.459
<p><b>Catering (Education &amp; Commercial)</b> – income shortfall due to Covid in the first part of the year and ongoing impact.</p>	+0.502
<p><b>Housing Benefit Subsidy</b> – the shortfall includes the impact of B&amp;B spend where no subsidy can be claimed and lost subsidy from charity landlords.</p>	+0.298
<b><u>Finance &amp; Human Resources</u></b>	
<p><b>Treasury</b> –benefit from continued active treasury management and borrowing at lower than budgeted short term interest rates.</p>	-4.425

<b>Service Area</b>	<b>Variance £m</b>
<b>Corporate</b>	
<b>Pension Costs</b> –relates to the benefit from prepayment of employers pension contribution	-0.478

### **3. International Accounting Standard Note 12 – Retirement Benefits**

The objectives of IAS 19 are to ensure that:

- financial statements reflect at fair value, the assets and liabilities arising from an employer’s retirement benefit obligations and any related funding;
- the operating costs of providing retirement benefits to employees are recognised in the accounting periods in which the benefits are earned by the employees, and the related finance costs and any other changes in the value of the assets and liabilities are recognised in the accounting periods in which they arise; and
- the financial statements contain adequate disclosure of the cost of providing retirement benefits and the related gains, losses, assets and liabilities.

Overall the deficit on the Council’s share of the Shropshire County Pension Fund has reduced by £9.5m; mainly due to positive investment returns and changes to the life expectancy assumption, offset by the cost of new benefits earned relative to contributions (benefits earned – the current service cost – are assessed on the accounting assumptions, and so are normally high relative to actual contributions). A deficit recovery plan is in place which is updated as part of the triennial actuarial valuation process.

The estimated contributions expected to be paid into the Local Government Pension Scheme next year are £14.89m (comprising contributions of £12.64m plus a lump sum payment of £2.25m). Following the valuation at 31/03/2020 the contribution rate was increased to 15.8% for 2021/22 (and 2022/23), this is supplemented with a lump sum payment as stated above.

### **4. Capital Outturn 2021/22**

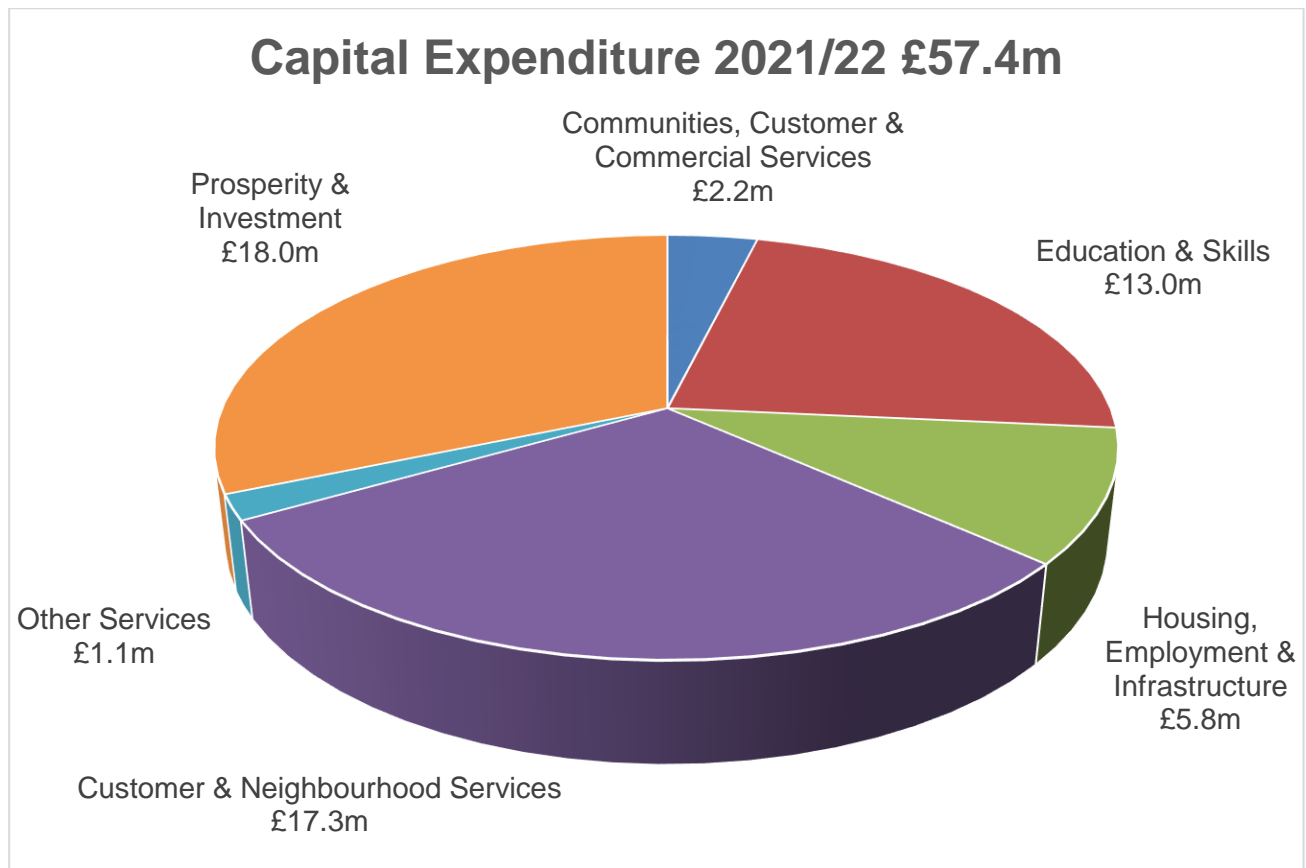
The Council spent £57.368m on capital projects during the year. The programme of expenditure continued to be impacted by the effects of the coronavirus pandemic, however all schemes are now in progress. Some re-phasing of expenditure into 2022/23 will take place including as a result of some late allocations and extended negotiations with third parties and external funders. The detail is shown in the table below:

<b>Policy Area</b>	<b>2021/22 Approved Budget £m</b>	<b>2021/22 Expenditure £m</b>
Adult Social Care	0.118	0.121
C’tties, Customer & Commercial Services	4.507	2.174
Education & Skills	11.045	12.957
Finance & Human Resources	2.095	0.898
Health, Wellbeing & Commissioning	0.066	0.000
Housing, Employment & Infrastructure	12.170	5.815
Neighbourhood & Enforcement Services	17.855	17.338
Policy & Governance	0.122	0.032
Prosperity & Investment	25.331	18.033

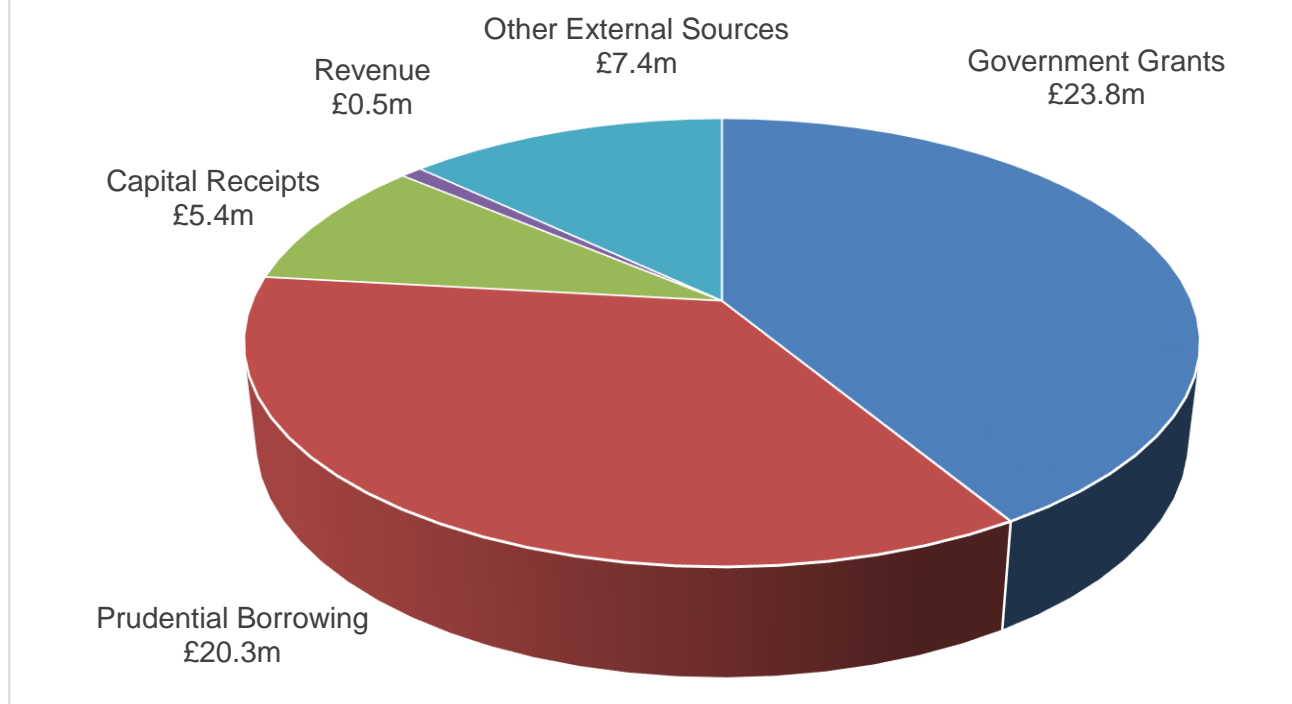


Policy Area	2021/22 Approved Budget £m	2021/22 Expenditure £m
<b>Total</b>	<b>73.309</b>	<b>57.368</b>
<b>Funded by:</b>		
Government Grants	26.964	23.680
Prudential Borrowing	25.931	20.330
Capital Receipts	14.743	5.453
Revenue	0.667	0.459
Other External Sources	5.004	7.446
<b>Total</b>	<b>73.309</b>	<b>57.368</b>

The following two charts show Capital Spend by Service for 2021/22 and how it is funded.



## Sources of Finance 2021/22 £57.4m



The Council has ready access to borrowings from both the Money Markets and Public Works Loans Board (PWLB), which lends to Local Authorities at very competitive rates.

Overall the Council's net indebtedness is £229.3m (inclusive of equity investments) at 31<sup>st</sup> March 2022 which is a reduction of £14.8m from the previous year due in part to an increase in investments held.

The Council has a 28 year (from 2006/7) PFI contract in place for the building and servicing of school and leisure facilities at Hadley Learning Community and Queensway (which provides Education, Health and Social Care packages) for £289m. The costs of the contract are being met from a combination of Government support, school contributions and Council support. The Council has approved a budget strategy which makes provision for its commitments. In 2021/22 the Authority made payments of £10,845,497 (£10,689,927 in 2020/21) in respect of this PFI contract with Interserve Limited. The Authority is committed to making payments estimated at £9,071,500 per annum (index linked, starting point September 2006) until the contract expiry date of 2034 and receives £5.9m per annum from the Government to help offset this cost.

The Council entered into a 10 year Telford Land Deal with Homes England (HE) and Ministry of Housing, Communities and Local Government (MHCLG) in March 2016 through which HE/MHCLG have committed to invest £44.5m from the sale of Government owned land in Telford to invest in the local area supporting the delivery of new homes, jobs and commercial floor space. The total capital expenditure for 2021/22 includes expenditure relating to this deal.

## **5. Provisions (see Note 26)**

**Restructure Provision** - the accounts include a provision to meet committed severance costs which relate to the ongoing restructuring programme which is part of the Council's strategy for delivering savings. The amount in the provision at 31 March 2022 was £0.298m. It is anticipated that an element of this will be funded from Capital Receipts in 2022/23.

**Single Status** - Single Status is a national pay and conditions agreement for staff employed under NJC terms and conditions, who form a significant proportion of the Council's workforce. The agreement is effective from 1<sup>st</sup> April 2007, however the process is not yet complete and it has been necessary to include a provision against the potential costs in the 2021/22 accounts, as was the case last year and previous years. The total amount in the provision at 31 March 2022 was £12.52m which includes an element relating to schools.

**NDR Appeals** – under the new arrangements for the retention of business rates, authorities are required to make a provision for refunding ratepayers who successfully appeal against the rateable value of their property on the rating list. Based on information relating to outstanding appeals provided by the Valuation Office, £2.614m is estimated as the amount required to set aside for this purpose in the 2021/22 accounts (£8.1m in 2020/21). Telford & Wrekin Council's proportion of this is £1.281 (49%) (£4.0m in 2020/21).

## **6. Achievements During 2021/22**

Through 2021/22 Telford & Wrekin Council continued to drive the efficiency and effectiveness of its services:

### **COVID-19**

Responding to the pandemic to support our residents and local communities continued in 21/22, ensuring that vulnerable residents were supported. There was a shift in focus in December to support the delivery of "booster vaccinations". The Council established a walk-in vaccination centre within just four days of omicron striking and established a programme supporting targeting communities with low vaccination rates. Taking an evidence-led approach we were aware of which communities had low take up rates took a mobile vaccination centre to them using aka "Betty the Bus". The areas Betty was visiting were promoted through a very targeted "comms" strategy. This approach saw a significant increase in vaccination take up in these areas.

### **People**

#### **Children and Adults**

Since Securing 'Outstanding' for Children's Safeguarding in the latest OFSTED inspection of children safeguarding services completed in January 2020, judged the service to be 'Outstanding'. The Council joined the DfE Strengthening Families Project in October 2020 and will receive over £2m from the DfE to support this programme over a three year period. We are regarded as **exemplary when it comes to contextual safeguarding**, with Ofsted noting our strong offer to children and young people. The Council has also been **described as a 'national trailblazer'** by the national Care Leaver Covenant, around the support given to young people leaving care.

In addition, the Council unanimously agreed to commission its own Independent Inquiry into child sexual exploitation once it became clear that the Government led inquiry into CSE was not going to focus on Telford. An Independent Inquiry, however, was what victims were

asking for. We expect the Inquiry to report in summer 2022. The Council will learn lessons from the Inquiry report and, working with our partners and the local government family, will implement any recommendations made.

**Strengthening Communities Adult Social Care (ASC)** - we work on behalf of local people in an integrated way with partners both in the NHS and across our vibrant community and voluntary sector which the Council have continued to invest in over many years. This investment has enabled ASC to maximise the use of the community assets preventing too early access to funded ASC support. Through Telford & Wrekin Integrated Health Partnership (TWIPP) we have developed an integrated Health and Social Care Rapid Response Team working to reduce unnecessary hospital admissions. Our performance on delayed transfer of care is better than the national and regional average, and we are in the best quartile nationally. We recently secured recognition from the Co-operative Council Innovation Network for this work.

We run local booked appointments from local hubs providing advice, information and where necessary more formal assessment freeing up time for more complex work to be undertaken by our social work staff who are linked to GP surgeries. Over 500 staff and volunteers have been trained on how to 'make every contact count' - to raise lifestyle issues with an individual and to direct them to further support.

Our in-house ASC Shared Lives service has been rated as '**Outstanding**' by the CQC and is an example of how we have used our resources creatively to avoid higher cost service provision by providing post hospital discharge re-ablement via Shared Lives.

A key objective for the Council is for every child to be in a good or outstanding school and making at least good progress with 81% school (academic year 2021/22) being judged as good or outstanding by OFSTED. Whilst overall a positive picture, there are a small number of secondary schools which need to improve to achieve this level. Generally, the attainment of pupils at each of the Key Stages is at least in line with national averages and well above this across a number of individual indicators.

The Government has set targets which have been adopted by the Council to work with families who need additional support through the "Troubled Families" programme. In 2021/22 we had a target to work with 237 which we achieved.

## **Health**

Improving the health and lifestyle of the population remains a significant challenge in the Borough. Although there are still areas of challenge, progress continues to be made with breastfeeding initiation, reducing smoking and reducing excess weight. We are pleased that teenage pregnancy is the lowest it has ever been, but again, this remains a local priority.

**Telford and Wrekin Integrated Place Partnership (TWIPP)** - our local placed based board working with partners around the integration of health and social care which links in with the wider Shropshire and Telford and Wrekin Sustainability and Transformation Partnership (STP). TWIPP enables us to work across our local health and social care economy to develop more integrated ways of working for local people and collaboratively make the best use of the 'Telford pound'. This work also integrates a Community Asset Based Approach across health and social care. One example of this is the introduction of 'Live Well' which is an online directory of services used by all partners and community members in Telford but developed by the Council on behalf of partners.

## Place and Environment

Our 'Pride in Our Community' Programme is the core driver of our approach to this priority with the Council investing £45m, spread over a 3 year programme to maintain and improve the green spaces, neighbourhoods, street lighting, roads, structures and footpaths across the borough.

- Continuing to invest in road improvements and sustaining traffic flow around the borough as the economy and population grows. 'Overall satisfaction with highways and transport' is third best of unitary authorities.
- Investing £1.6m on a 3G pitch - encouraging participation in our most deprived communities.

We have also established a £1m fund to support 'Pride in Our High Streets' to support nine high streets. This has delivered:

- Community events and physical regeneration - including improved parking, lighting, shop fronts and a series of 'false window' murals to enhance the appearance of empty properties.
- A training programme to improve the commercial skills of our high street businesses.
- Young Enterprise Challenge - young people shared their ideas to develop High Streets with 3 schools receiving between £10-£20k to bring their business idea to life, including a 'Retro Shack shop'.
- Social enterprise pop up shops - the first 'The Forge', used an empty retail unit in Wellington and was so popular, it moved to a permanent base in the town.

Working with our partners and sharing our business intelligence has helped inform a programme of work called 'Safer & Stronger Communities' Its primary focus is on tackling the root causes of crime particularly focussing on those neighbourhoods where the data shows our investment will have the most impact. The Council actively engages and listens to our communities through our Residents' Survey, our Community Panel and tailored engagement programmes such as our recent Safer, Stronger community workshops. These particular workshops have resulted in:

- Free Friday night football with hundreds of young people now regularly taking part
- Self defence classes for women and girls
- Substantial investment into our CCTV coverage
- New Veteran Calm Cafes to help with mental health support
- Sequence dancing sessions; and
- Boxing classes

**Climate Emergency** - in the summer of 2019, Telford & Wrekin Council declared a climate emergency and resolved to go carbon neutral by 2030. The Council has already done much to reduce its carbon footprint by 64% since 2005 through a number of measures, including:

- Solar Farm - bringing income to the Council but as importantly saving the production of CO2 emissions;
- Procurement of seven fully electric commercial vehicles;
- Transferring to a green energy tariff;
- Replacing 98% of street lights with LED;
- Disposing of 27 operational buildings;

We are achieving our waste recycling targets and our new Household Recycling Centre at Hortonwood is getting excellent customer feedback and usage. We have virtually no landfill left in our Borough with all household waste either being recycled or being burnt for energy usage. As part of its waste strategy the Council introduced a kerbside collection of kitchen waste has been around 100 tonnes per week which is a gross saving 0.5 tonne of CO2 for each tonne collected.

## Economy

Telford & Wrekin is **one of the fastest growing local authority areas** outside of the South East with an annual population growth in the region of 1.2% - twice the England rate for the past 5 years. We work really **hard to accommodate this rising population by ensuring housing supply keeps up with demand.** We are consistently ranked in the Centre for Cities' top three local authorities for housing growth.

The Council is investing to create the opportunities to support new businesses, including the delivery of new start up/incubation space via land acquired at Hortonwood West where the Council is investing profit share earned through the success of Telford Land Deal. This is alongside investment into site preparation and power upgrades to support investors acquiring suitable land quickly. Last year we completed the region's only agri-tech business park. A multi-million pound investment by the Council, the LEP, Homes England and Harper Adams University. The Park will consolidate the borough's reputation as a national investment hotspot for agri-tech and for food science.

All of this is shaped and driven by an approach to inclusive growth which through initiatives such as Job Box, a Council funded support service for the unemployed, has seen:

- deliver a 50% reduction in youth unemployment
- buck the trend on regional and national unemployment during the pandemic
- And, deliver a 42% reduction in NEETS

Fibre broadband infrastructure is key to the economic growth of the borough and underpins the benefits that digital connectivity brings. 98% coverage has been achieved and the authority is committed to getting quality broadband to as many as possible in a journey to 100%. Other existing initiatives beyond the build programme are in place and new opportunities are being explored over the coming months.

Supporting this work is the ***Telford Land Deal*** - to drive disposal of Homes England assets in the borough, the Council secured stewardship of these assets generating capital receipts for Homes England and the Treasury whilst bringing development sites to the market and so attracting inward investors and retaining existing businesses that would otherwise have sought larger premises outside the borough.

## Organisation

By the end of 2021/22, the Council had delivered budget savings of £134m. Despite the financial challenges the Council continues to face, our budget strategy has been to sustain essential public services. We have worked hard to develop new models of service delivery to ensure continued delivery of our priorities with a key part of our strategy to become a commercial council and to generate income to invest and protect front-line services. Effective budget management has allowed us to deliver on our priorities.

The Council actively seeks external challenge to drive our continuous improvement agenda. In June 2021, a Local Government Association Corporate Peer Review was completed into the Council. The team concluded that:

*"the Council should be very proud of what it is achieving, it is very ambitious, top performing in key areas and striving constantly to deliver for local people. The authority has strong and effective political and managerial leadership and that officers and members had worked phenomenally hard to get the organisation to where it is."*

They also said:

*"The authority is held in extremely high regard as a partner, founded upon credibility and a convincing track record of delivery, and it is very highly trusted"*

Our financial position is built on a track record of taking on new ventures to deliver income to the Council and protect front-line services:

- A solar farm providing £4.4m profit over 25 years.
- The Council's wholly owned housing company, NuPlace, now has more than 400 homes available for private rent. Demand for these properties is high and are oversubscribed. In a recent survey of NuPlace tenants - 96% said they would recommend NuPlace to their family and friends.
- Established a Growth Fund to invest in development of premises for businesses to encourage job creation and retention as well as generating additional rental income and business rates income.

**"Securing external funding"** – we are a non-constituent member of the **West Midlands Combined Authority** and are actively working through this to maximise future opportunities for the borough to build on the £3.7m grant already secured from the WMCA. This grant is to kick-start building new homes on stalled brownfield sites in the borough and will see around 540 new homes built as well as bringing 'derelict' brownfield land back into use and creating 240 jobs. Work on these sites has stalled because of high costs to developers to get the land ready for building.

## **F. STRATEGIC OUTLOOK**

The Medium Term Financial Strategy was updated for 2022/23 formally by reports to the Council's Cabinet in January and February 2022 with final decisions taken at Full Council on 3 March 2022. The impact of Covid-19 is discussed in Section G below.

Savings proposals are developed as soon as they arise and consultation and engagement with our community and partners takes place throughout the year in a more meaningful and timely way to deliver more creative solutions. From the ongoing engagement with local people over many years, we know that the people of Telford & Wrekin want to live: - in a safe community; in a clean environment; in a place with good roads and pavements; where there are first class schools and education facilities; where there are excellent and accessible hospital and GP services; where they have a job and there is a thriving economy. These local priorities form a basis for resource allocation as part of the Medium Term Financial Planning process.

The decisions on the medium term budget strategy at Full Council reflect the outcome of consultation following publication of the budget proposals on the 6 January 2022.

The provisional funding settlement for 2022/23 was announced, on the 16 December 2021, followed by the final settlement on the 7 February 2022. This saw Revenue Support Grant increasing by just £0.309m. As anticipated the Council faced a budget shortfall and after delivering £134m of savings since 2009/10 further savings of £7.2m are required in 2022/23.

The agreed strategy for 2022/23 to meet the savings requirement and to continue to invest in the area to support both the community and businesses is:

- a savings package delivering an additional £5.7m from general fund budgets;
- £5.16m additional investment into Adult Social Care
- A commitment to work with partner organisations to seek new solutions to deliver services to minimise the impact of cuts;
- To continue to deliver jobs and investments and provide additional income business rates, council tax and New Homes Bonus.

The decision was made to increase council tax by 1.0% for 2022/23, which wholly relates to the 1% Adult Social Care precept introduced by the Government in 2016/17. As a result, the Council Tax for Council Services in 2022/23 (Band B) was £1,116 per year (Band B is the typical band for Telford & Wrekin, Band D is £1,435). The Council had the lowest Council Tax out of all Councils areas in the Midlands region for the services which we provide.

<b>2022/23 Net Revenue Budget - £m</b>	
<b>2022/23 Total Net Revenue Spend</b>	<b>134.953</b>
Funded From:	
Government Grant (incl. RSG and Top Up)	<b>15.206</b>
Retained Business Rates (incl. S31 grant)	<b>38.371</b>
Council Tax	<b>77.516</b>
Collection Fund Deficit	<b>3.860</b>
<b>Total Funding</b>	<b>134.953</b>

Full Council approved the medium term financial strategy on the 3 March 2022 (available on the Council's web site).

## **G. COVID-19**

The Council has a long track record of sound financial management which has meant that it has been reasonably well placed to withstand the continuing financial impacts of the coronavirus pandemic experienced in 2021/22. Clearly, given the scale and complexity of the Council's budget and the vast number of different services provided to our residents there were a number of significant variations from the approved budget which related to COVID-19, however spend was effectively managed and supported by some limited COVID funding. It is a testament to Cabinet Members and Senior and wider management teams that, despite the significant and unprecedented financial pressures the Council ended the year within budget. This is a solid basis upon which to move into 2022/23 and demonstrates ongoing financial resilience in challenging circumstances.



Feedback from the Local Government Association Peer Review received in June 2021 stated that “the Council has responded to the Covid-19 pandemic and at the same time continued to fulfil ‘business as usual’ – thus maintaining delivery in circumstances well outside the norm”. Further, “The Council, communities and partners can all be extremely proud of the COVID-19 response they have been involved in, in a series of waves, focussed on protecting and supporting the most vulnerable.”

Importantly the Council did not make any unplanned use of reserves in 2021/22 and has retained a prudent level of balances set aside which will support the delivery of the Medium Term Financial Strategy as we will continue to feel the longer-term impacts of COVID and, at the same time also, face the uncertainties of planned changes to the local government funding system.

During 2021/22 the Government provided a range of COVID financial support packages. These included additional funding to support service pressures (both income and expenditure) caused by the pandemic, funding for specific measures and initiatives, and grants paid to local businesses. In accordance with the Code of Practice, where the authority has the ability to determine/influence the grant scheme criteria it is said to be acting as a Principal. Where the authority has acted as principal, transactions are included in the financial statements and on this basis, the majority of COVID grants are recognised in the CIES. However there are some instances where the Council has acted as an agent i.e. the Council has simply acted as an intermediary and passed the funds onto recipients following government criteria. Where the Council has acted as an agent, transactions are not reflected in the authority’s financial statements.

The Government continued to provide an element of business rates discount for the retail, leisure, hospitality and nursery sectors in 2021/22 and announced a new COVID-19 Additional Relief Fund (CARF) to support businesses affected by the pandemic. Based on estimates, an upfront payment of compensation for the cost of these reliefs was given to local authorities via a Section 31 Grant in 2021/22. Due to Collection Fund accounting rules, the additional costs of these reliefs resulted in a Collection Fund deficit in 2021/22. Therefore, £7.32m of the upfront payment received in 2021/22 has been set aside in reserves at year end to offset this deficit in 2022/23. This and other COVID grants has resulted in an increase in reserves at 31 March 2022.

## **H. LOOKING AHEAD**

The Council ended 2021/22 in a positive position, despite the significant financial pressures experienced during the year. This is a solid basis upon which to move into 2022/23 and demonstrates ongoing financial resilience.

The funding outlook for the medium term is very uncertain but will clearly continue to be challenging. Due to the impact of COVID19, the major planned reforms to the local government finance system were postponed with the earliest date for implementation now being April 2023 – although there is currently no clear timetable and limited time for Government to undertake the necessary work and consultation changes could still, potentially, be implemented from next year making forward financial projections very difficult. There is currently no detailed information available to indicate how a new system might operate and the impact for individual authorities. There are also anticipated changes to the New Homes Bonus system with consultation expected during 2022 and a revised scheme potentially being introduced from April 2023. Further, Adult Social Care Reform is in progress

however the level of ongoing funding to support the Adult Social Care pressures has not been confirmed.

Using the information that was available when the 2022/23 budget was set in March, it was anticipated that the Council would need to deliver the £9.9m savings already identified for 2022/23 and 2023/24 plus around £4.5m of further savings over the three years 2023/24 to 2025/26, taking the total savings to £148m by the end of 2025/26. However, given current very high rates of inflation the budget gap is expected to increase further unless the Government makes additional ongoing funding available.

It is clear that the financial climate ahead will still be one of significant financial challenge.

## **I. BASIS OF PREPARATION**

The Council prepares its Statement of Accounts on a going concern basis, under the assumption that it will continue to operate into the foreseeable future. Disclosures are included in the Statement of Accounts based on an assessment of their materiality. Local Authorities can only be discontinued under statute.

**Group Accounts** – The Council’s wholly owned Housing Investment Company, NuPlace Ltd, was incorporated on 1 April 2015. These accounts consolidate the Council and NuPlace’s financial statements for both 2021/22 and 2020/21. The accounts for 2021/22 include an increased number of transactions as NuPlace’s trading continues to grow.

The Council has examined the relationship with other partners including West Mercia Energy (see Note 56 to the accounts) and has concluded that group accounts only need to be prepared in respect of NuPlace.

## **J. STATEMENT OF ACCOUNTS – EXPLANATORY OVERVIEW**

The Statement of Accounts features the Expenditure and Funding Analysis, which does not form part of the Primary Statements and is included as a Note, and four Primary Statements reporting on the Council’s core activities plus Group Accounts.

The Primary Statements include:

- the Comprehensive Income and Expenditure Statement;
- the Movement in Reserves Statement;
- the Balance Sheet; and
- the Cash Flow Statement.

The purpose of each is briefly described within this narrative report and they are followed by notes explaining the statements and any specific restatements required.

The main statements are supplemented by the Collection Fund Account, which receives all council tax and business rates income before passing this income to the Council, the Government, Shropshire Combined Fire Authority and the West Mercia Police & Crime Commissioner as appropriate.

The Council’s accounts for the year 2021/22 are set out in the remainder of the report. They consist of:

- ... **The Expenditure and Funding Analysis (EFA)** – this is not one of the Primary Statements but is given prominence within the statement of accounts as the EFA shows how annual expenditure is used and funded from resources (government grants, rents, council tax and business rates) by the local authority in comparison with those resources consumed or earned by the authority in accordance with generally accepted accounting practices. It also shows how this expenditure is allocated for decision making purposes between the Council’s services. Income and expenditure accounted for under generally accepted accounting practices is presented more fully in the Comprehensive Income and Expenditure Statement. The EFA shows an adjustment of £29.252m to move from an underspend of £0.048m to a deficit of £29.203 in the Comprehensive Income and Expenditure Statement. This adjustment reflects technical accounting requirements and does not alter the underlying position of £0.048m underspend reported in the Outturn Report to Cabinet.
  
- ... **The Comprehensive Income and Expenditure Account** - covering revenue income and expenditure during the year on all Council services. This statement reports on how the Authority performed financially during the year and whether its operations resulted in a surplus or deficit. This shows a deficit for the year of £29.203m (after technical accounting adjustments referred to above) compared with the outturn report which shows an underspend of £0.048m. The reasons for this difference relate to technical transactions required to put the accounts on an IFRS basis, including capital grants offset by losses on disposal of fixed assets, depreciation, Revenue Expenditure Financed from Capital Under Statute (REFCUS), impairments and pensions. **These technical accounting adjustments do not impact on either General Fund Balances or Council Tax.**
  
- ... **The Movement in Reserves Statement** - which brings together recognised movements in and out of Reserves including the General Fund Balance (which stands at £5.107m at 31<sup>st</sup> March 2022). This statement represents the Authority’s net worth and shows its spending power. Reserves are analysed into two categories: usable and unusable.
  
- ... **The Balance Sheet** - this is a “snapshot” of the Authority’s financial position which sets out the financial position of the Council on 31<sup>st</sup> March 2022 and shows net assets increasing by £42.648m Council to £47.046m at the end of the year.
  
- ... **The Cash Flow Statement** - summarises the inflows and outflows of cash arising from both revenue and capital transactions with third parties, analysing them into operating, investing and financing activities, and shows a net increase in Cash and Cash Equivalents of £15.871m.
  
- ... **The Notes to the Core Financial Statements** - provide further information supporting the financial statements including the Statement of Accounting Policies and provide further detailed information on specific items.
  
- ... **The Collection Fund** – is the statutory account in which income from business rates and council tax is held temporarily, pending payment to the precepting authorities. There is a increase on the council tax fund balance of £2.996m for the year and the Council’s share of the surplus was £3.389m at 31<sup>st</sup> March 2022. The localisation of business rates means that we also show similar information in respect of this. The business rates show a reduction in the deficit balance on the account for the year of £22.337m and the Council’s share of the deficit was £5.78m at 31<sup>st</sup> March 2022.

... **Group Accounts** - consolidates the Council's accounts with those of NuPlace Ltd, the Council's wholly owned Housing Investment Company, to give an overall picture of the Council's activities.

These accounts are supported by the Statement of Responsibilities, which follows this narrative report.

## **K. FURTHER INFORMATION**

Further information is contained in the Council's Medium Term Financial Strategy, which is available from the Corporate and Capital Finance Team, Addenbrooke House, Telford, [contact Pauline Harris on 01952 383701].

In addition, interested members of the public have a statutory right to inspect the accounts before the audit is completed. The availability of the accounts for inspection is advertised in the local press and on the Council's website.

Details of all purchases made by the Council costing over £100 are published on a monthly basis on the Council's web site.

The Councillor Code of Conduct requires that members notify the Council's Monitoring Officer of their financial and other interests, by completing a declaration of interests form. The register is open to inspection by the public and you can view copies of the [Declaration of Interest forms](#) on line from this page or they can be accessed from each individual Councillor's webpage and for further information, please contact Democratic Services on 01952 383211.

Further information in relation to Information Governance is presented to the Council's Audit Committee which can be found via the Council's web site.



Ken Clarke MBA CPFA  
Chief Financial Officer

# Statement of Responsibilities

## The Council's Responsibilities

### The Council is required to:

- make arrangements for the proper administration of its financial affairs and to secure that one of its officers has the responsibility for the administration of those affairs. In this Authority, that officer is the Director: Finance, & Human Resources (Chief Financial Officer);
- manage its affairs to secure economic, efficient and effective use of resources, safeguard its assets and to approve the Statement of Accounts.

## The Chief Finance Officer's Responsibilities

The Chief Finance Officer is responsible for the preparation of the Authority's Statement of Accounts which, in terms of the CIPFA Code of Practice on Local Authority Accounting in the United Kingdom ('the Code of Practice') is required to present a true and fair view of the financial position of the Authority at the accounting date and its income and expenditure for the year ended 31<sup>st</sup> March 2022.

### In preparing this statement of accounts, the Chief Finance Officer has:


- selected suitable accounting policies and then applied them consistently;
- made judgements and estimates that were reasonable and prudent; and
- complied with the Code of Practice.

### The Chief Finance Officer has also:

- kept proper accounting records which were up to date;
- taken reasonable steps for the prevention and detection of fraud and other irregularities; and
- signed the letter of representation for the External Auditor.

## **CERTIFICATE OF THE CHIEF FINANCE OFFICER**

I hereby certify that the Statement of Accounts complies with the requirements of the Accounts and Audit Regulations 2015.



Ken Clarke MBA CPFA,  
Director: Finance & H.R. (C.F.O.)

**Dated: 20<sup>th</sup> January 2023**

## **APPROVED BY AUDIT COMMITTEE**

The Statement of Accounts was approved at a meeting of the Audit Committee.

Councillor Nathan England  
Chair of Audit Committee  
**Dated: 24<sup>th</sup> January 2023**



Telford & Wrekin  
COUNCIL

# Annual Governance Statement

2021/22

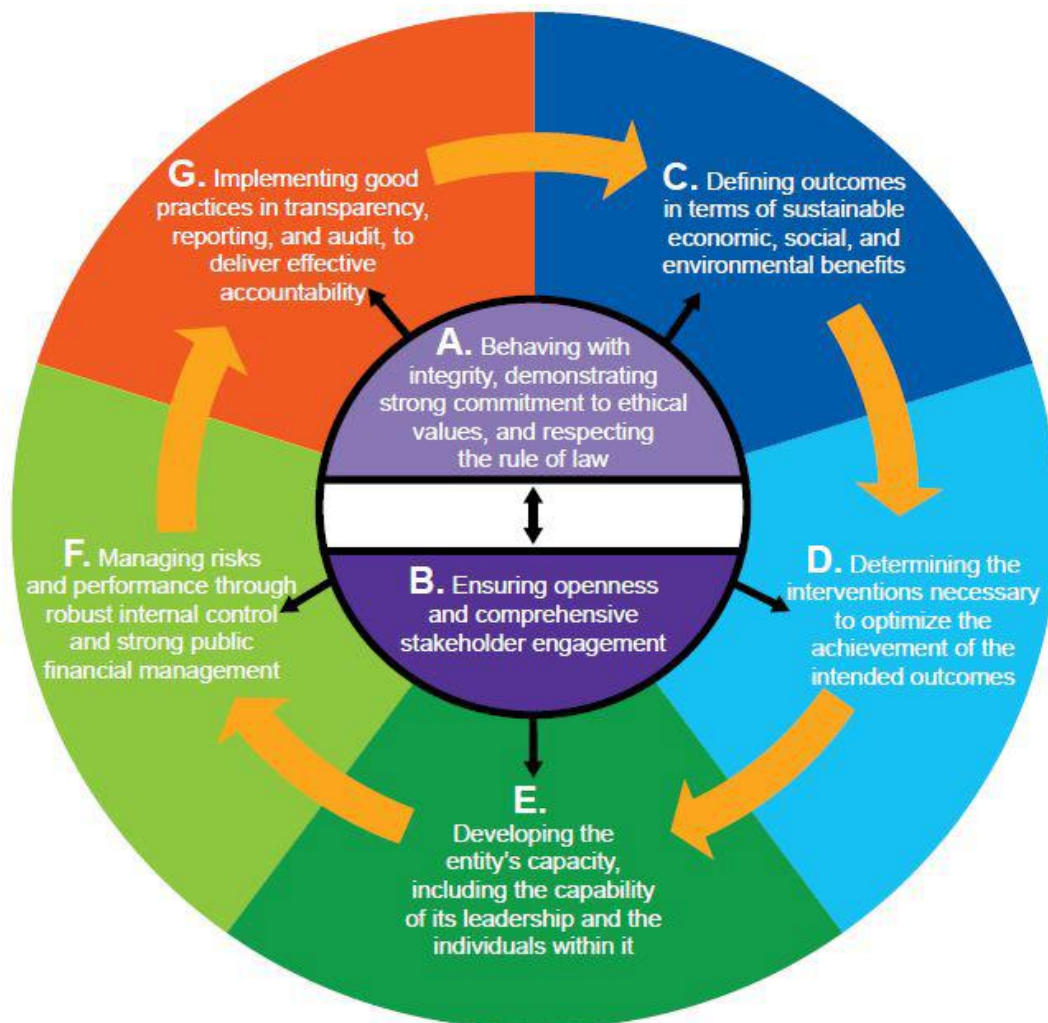


# 1. Introduction

1.1 Under the Accounts and Audit Regulations 2015 the Council is required to produce an Annual Governance Statement to accompany the Statement of Accounts which is approved by the Audit Committee.

The Annual Governance Statement outlines that the Council has been adhering to the Local Code of Corporate Governance, continually reviewing policies and procedures to maintain and demonstrate good corporate governance and that it has in place robust systems of internal control.

The Council has adopted the Code of Corporate Governance which is consistent with the principles of the CIPFA/SOLACE Framework – Delivering Good Governance in Local Government.



CIPFA's Principles of Good Governance

# 2. Standards of Governance

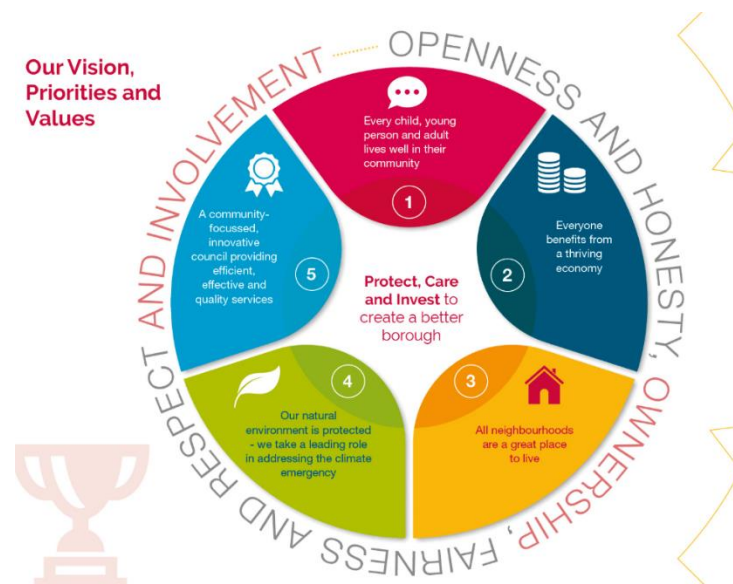
2.1 The Council expects all of its members, officers, partners and contractors to adhere to the highest standards of public service with particular reference to the employee and Members' Code of Conduct, Constitution, Corporate Vision, Priorities and Vision as well as applicable statutory requirements.

### 3. Scope of Responsibility

- a. Telford & Wrekin Council is responsible for ensuring that its business is conducted in accordance with the law and proper standards. The Council needs to demonstrate that public money is safeguarded and properly accounted for and used economically, efficiently and effectively to secure continuous improvement.
- b. To meet this responsibility, the Council puts in place proper governance arrangements for overseeing what it does including putting in place proper arrangements for the governance of its affairs including risk management, the requirements of regulations and ensuring the effective exercise of its functions. These arrangements are intended to make sure that the Council does the right things, in the right way, for the right people, in a timely, open and accountable manner. The Council takes into consideration all systems, processes, policies, cultures and values that direct and control the way in which we work and through which we account, engage and lead our communities.

### 4. The Governance Framework

- a. The governance framework allows the Council to monitor how they are achieving their strategic aims and ambitions and how this contributes to the delivery of its vision, priorities and values:



- 4.2 The system of internal control is a significant part of that framework and is designed to manage risk to a reasonable level. It cannot eliminate all risk of failure to achieve priorities and objectives and can therefore only provide reasonable and not absolute assurance of effectiveness. The system of internal control is based on an on-going process designed to appropriately identify, quantify and manage the risks to the achievement of the Council's priorities, objectives and policies.

### 5. Review of Effectiveness

- 5.1 Telford & Wrekin Council has responsibility for conducting, at least annually, a review of the effectiveness of the governance arrangements including the system of internal control. The review of the effectiveness is informed by:-





5.2 The Council has faced continued challenges during 2021/22 particularly in respect to the ongoing effects of the COVID-19 pandemic.

The pandemic has meant changes to working practices which have required a greater degree of flexibility and risk based decision making at lower levels in the authority. However changes have been made within the boundaries of good governance.

The Council continues to deliver services to its community using new and developing practices. Underpinning this is support/instruction from central government and continued risk management from the corporate Gold Group.

5.3 The Council recognises the ongoing importance of information governance and formalised its Information Governance Framework. The main focus of the Information Governance Team in 2021/22 has been to:

- Ensure the Council’s continued compliance with the requirements of the General Data Protection Regulations (GDPR) / Data Protection Act 2018
- Updating relevant policies and procedures
- Support on the prevention and investigation of data breaches
- Provide advice and guidance in relation to new/revised way of working adopted by Council services

The Information Governance Team has continued to report to the Audit Committee and Senior Management Team during the year including information on responses to information rights requests and data security breaches. During 2021/22 no enforcement action has been taken by the Information Commissioner’s Office (ICO) against the Council in respect to data breaches.

- 5.4 The Chief Executive, Executive Directors, Directors and Service Delivery Managers have signed annual assurance certificates confirming that the governance framework has been operating within their areas of responsibility, subject to the actions outlined in Annex 1. Additional assurance has been requested for 2021/22 from the Senior Management Team and Service Delivery Managers in respect to controls/risk management measures that have been in place during the year. Internal Audit plan to undertake sample testing of completed certificates to provide additional assurance that adequate controls/risk management measures have been operating in 2021/22.
- 5.5 The Accounts and Audit Regulations 2015 require a review of the effectiveness of the system of internal control. This review is informed by the work of Internal Audit, management, other internal assurance services and the External Auditors' review. The Internal Audit Annual Report 2021/2022 will set out the Internal Audit opinion.
- 5.6 The Council has been advised on the implications of the review of the effectiveness of the governance framework by Cabinet, Standards Committee, Audit Committee, Scrutiny, Senior Managers, Internal Audit and external review. The Chief Internal Auditor concludes that the review of the governance arrangements provides a reasonable level of assurance that these arrangements continue to be regarded as fit for purpose in accordance with the governance framework.

### **Internal Audit Work**

One of Internal Audits key objectives, as detailed in the Internal Audit Charter is *'To review the effectiveness of the governance, risk management and control processes of the Council to aid improvement, provide a level of assurance and an opinion on them to the Council.'*

The work of Internal Audit is based on risk and the scope of each audit assignment, as a minimum, includes assessment of the governance, risk management and control arrangements put in place by management.

Despite some resource challenges, Internal Audit work have completed 51% of the revised risk based Annual Internal Audit Plan.

Internal Audit have ensured the Chair/Audit Committee and Senior Management Team have been kept informed of audit resource/work throughout the year.

### **Other Sources of Assurance**

As stated above, reliance has been placed on other sources of assurance in 2021/22 with respect to the Chief Internal Auditors opinion. Other sources of assurance have been obtained from in year activity but also by reflecting on past opinions and the basis of these.

2021/22 has seen the Council consistently recognised as a well performing Council by a number of external bodies. Below is a summary of the recognition received.

The Local Government Association (LGA) peer review panel were very impressed with the Council and how it is run. They reported:

*"The council can be very proud of what it is achieving, with it clearly being very ambitious, top-performing in key areas and striving constantly to deliver for local people."*

*"Telford & Wrekin fights for Telford and Wrekin' is a strong theme that came across during the course of our work, particularly from partner organisations."*

The Council was named Cooperative Council of the Year in July 2021 by the LGA.

In September 2021, the Council were named Council of the Year by the Association for Public Service Excellence (APSE).

The Council's Executive Director for Children's Services was named Corporate Director of the Year at the MJ awards. This followed the Council's children services outstanding inspection by Ofsted in 2020.

The Council's Adult Social Care team were rated 'excellent' during a peer review by the Association of Directors of Adult Social Services (ADASS). ADASS stated *"Telford has exceptional adult social care operational delivery and partnerships relationships and is in a strong position to position itself as the leader of the population health, economic restoration and maximising the digital inclusion offer at the local place"*.

In addition, assurance has been provided by the following:

- Telford & Wrekin Council has a sound track record in respect to how it is run. This is important to note and is reflected in the 2021/22 audit opinion given. General risk management identifies 'likelihood' as a key determinant of the level of risk associated with an action/entity. Given that the Councils track record demonstrates strong governance arrangements and sound financial management, the likelihood of this changing considerably in the space of 12 months is relatively low.
- The Councils External Auditors have met with the Section 151 officer and Chief Internal Auditor throughout 2021/22 and have also attended Audit Committee meetings. During this time the External Auditor has not expressed any specific concern on the governance and/or financial arrangements operating within the Council.
- Other examples of assurance obtained in year include:
  - Shortlisted for Council and Senior Leadership Team of the Year by the Municipal Journal
  - Regular internal quality monitoring activity across many services
  - Family safeguarding peer review
  - Regular benchmarking undertaken in Adult Social Care
  - ADASS Peer review of Adult Social Care commissioning
  - Legal Services Lexcel accreditation
  - Completion of statutory returns, VAT returns, and grant claims, etc.
  - Regular IT penetration testing and security auditing
  - External scrutiny, reviews and inspections from the Home Office
  - Highways contract audit
  - Environmental Scrutiny Committee work on flood risk management
  - Completion of performance development discussions with staff
  - Regular performance, contract and financial monitoring
  - CQC inspection in My Options

Assurance obtained by reflecting on the past 3 years includes:

- The Chief Internal Auditors opinion has been that there a reasonable level of assurance that the governance arrangements continue to be regarded as fit for purpose in accordance with the governance framework.
- The External Auditor has stated that:

- Final accounts have been produced on time and in line with best practice
- An unqualified opinion has been given in the financial statements
- Financial statements comply with statutory requirements
- Financial statements give a true and fair view of the Councils financial position
- Proper arrangements are in place for securing economy, efficiency and effectiveness in its use of resources

In the Chief Internal Auditors opinion the above assurance activity reflects that sound governance arrangements are in place as a number of the points above would not have been possible without adequate governance foundations being in place and embedded.

There has been no significant instances of fraud, poor risk management, poor financial management, etc. that would lead the Chief Internal Auditor to believe poor governance practices have been in place.

However, as part of the AGS certification process, there have been areas identified that do require development. Attached as Annex 1 is an agreed action plan to address these areas for development and ensure continuous improvement.

- 5.7 Issues from the previous action plan (2020/21) that have been addressed or mainstreamed have been deleted and those that continue to be addressed are included in 2021/22 action plan.
- 5.8 The Senior Management Team has monitored implementation of the 2020/21 actions and reported back to the Audit Committee in January 2022.
- 5.9 Detailed below is a statement explaining how the Council has complied with the Code of Corporate Governance and meets the requirements of the Accounts and Audit Regulations 2015 and CIPFA Code on the Principles of Good Governance.

#### **5.10 Behaving with integrity, demonstrating strong commitment to ethical values and respecting the rule of the law.**

- 5.10.1 Members and officers, in the main, recognise the importance of compliance with the Constitution, specifically Financial and Contract Rules; Procurement Regulations, Scheme of Delegation, Codes of Conduct and Gifts & Hospitality Policy. However, some improvements are needed in this area and recommendations have been included in the 2021/22 AGS action plan.
- 5.10.2 There is ongoing training, both classroom based and via the on-line learning platform (OLLIE) for Codes of Conduct, Equality Awareness, Leadership & Governance and Contract Procedure Rules/Procurement.
- 5.10.3 The Council has an Anti-Fraud & Corruption Policy, supported by the Whistleblowing (Speak Up) Policy, encouraging internal referrals. The Council has a zero tolerance policy in relation to fraud and corruption and it is service management's responsibility to ensure there are adequate controls in their areas to ensure the opportunities for fraud are minimised. It is everyone's responsibility to report suspicions and the Whistleblowing (Speak Up) Policy supports this internally. Internal Audit along with the Investigations Team undertakes proactive fraud work based on a fraud risk register and/or other intelligence. Other specific anti-fraud and corruption activities are undertaken by Trading Standards. An annual report on anti-fraud and corruption activities and an update to the Anti-Fraud & Corruption Policy and Whistleblowing (Speak Up) Policy is presented to the Audit Committee.

- 5.10.4 Officers comply with their professional organisations' codes of conduct when delivering services.
- 5.10.5 All Internal Audit reviews consist of an ethics questionnaire that is sent to a sample of staff in specific teams to demonstrate their understanding of key corporate policies.
- Ethic questionnaire findings have been shared when discussing individual audits with relevant Service Delivery Managers and Directors and taken to SMT as part of reporting corporate recommendations. Summary findings from the ethics work have been included in the 2021/22 AGS action plan.
- 5.10.6 There are both internal and external reviews in social care to monitor compliance with the law, e.g. the Care Act, Deprivation of Liberties, Safeguarding and the Mental Health Act.
- 5.10.7 Human Resource and recruitment policies and processes ensure the Council is fully compliant with employment law. Annual audits are undertaken in these areas and ongoing checks take place to ensure compliance with IR35 legislation.
- 5.10.8 Senior officers meet regularly and work closely with Members to ensure that they understand and can undertake their respective roles effectively and legally.
- 5.10.9 The Cabinet monitors the effectiveness of the governance framework through the consideration of regular service and financial management information reports from senior management. Individual Cabinet Members receive regular feedback from senior officers in respect to their areas of responsibility on the progress of priorities and objectives. Issues of strategic and corporate importance are referred to Cabinet.
- 5.10.10 Statutory responsibilities across the Council are discharged openly and proactively, examples include having key statutory officers in place, i.e. Head of Paid Service, Data Protection Officer, Section 151 Officer, Monitoring Officer, Director of Children Services, Director of Adult Social Services, Director of Public Health and Scrutiny Officer.

## **5.11 Ensuring openness and comprehensive stakeholder engagement**

- 5.11.1 The Executive Director for Housing, Communities & Customer Services is leading on the development of a new 10 year vision for the Borough that is being developed with key strategic partners. Development work is progressing including resident and partner engagement. The vision will be presented to Cabinet in the summer of 2022 for approval.
- 5.11.2 The Council actively contributes to, and collaborates with, partners to promote good governance and achieve the delivery of outcomes through increased joint working. The Council is a member of a number of sub regional partnerships and groups. Many of our services are delivered in partnership with other organisations such as West Mercia Energy, Town and Parish Councils, voluntary groups, etc. Internal Audit reviewed the arrangements for 'Together 4 Children' which is a partnership arrangement with three other local authorities.
- 5.11.3 Regular meetings take place between Children Safeguarding and key partner agencies such as the police, Telford & Wrekin CCG, Education and Health.
- 5.11.4 All Council services feed into transparent reporting processes through council committee meetings and this is further supported by the transparency agenda.
- 5.11.5 Annually the public is consulted on the budget for the forthcoming year.

5.11.6 There is regular engagement between Public Health, Telford & Wrekin Clinical Commissioning Group (CCG) and Social Care for the future provision of services.

5.11.7 The Scrutiny provision has looked at the development of policy, the decision-making process and areas of concern. The subject areas for review will be informed by community engagement, direct feedback to members from within the community, the results of review and inspection (both external and internal) and areas of policy being developed by the Council.

## **5.12 Defining outcomes in terms of sustainable economic, social and environmental benefits.**

5.12.1 The Council Plan was refreshed in the autumn 2020. The plan identifies 5 priorities to deliver the Council's organisational vision to 'Protect, Care and Invest to Create a Better Borough'. The Council continues to develop commercial projects to generate income to invest in front line services to mitigate the impact of Government cuts and uncertainty over Government funding.

5.12.2 Digital transformation and changes in the way we work are intrinsic to the Council's service delivery model.

5.12.3 The Telford & Wrekin Local Plan sets out the Council's vision and strategy for the physical planning of the borough up to 2031. A planned review of the Local Plan has been paused as the Government announced changes to planning legislation. It is envisaged that the Council will publish an updated Local Development Scheme in the spring/summer of 2022.

5.12.4 All service areas have their own service plans which details how they intend to deliver their service for the coming year and the risks they face. These plans encompass identifying barriers to service objectives being met.

5.12.5 The Council has a commercial strategy / investment strategy that demonstrates clear visions, objectives and outcomes. This includes financial, economic, social and environmental issues.

5.12.6 The Council's economic growth strategy supports and drives increased economic productivity.

5.12.7 The financial strategy sets out the short and long-term implications for service delivery across the Council. The Service & Financial Planning reports include various papers to Cabinet regarding the budget and sets out short/ medium and long-term implications, including the capital strategy and saving strategy.

5.12.8 Adult Social Services, in respect of financial management and the implementation of the cost improvement plan, have continued to provide updates during the year to SMT and Members.

5.12.9 All Council reports to Members show relevant financial implications and risk.

5.12.10 Implementation of the ICT Strategy has continued, including infrastructure upgrades, the ongoing roll-out of Office 365/applications and further security improvements particularly in response to spam, phishing/ whaling and ransomware threats.

## **5.13 Determining the interventions necessary to optimise the achievement of the intended outcome.**

5.13.1 The 2021/22 Service & Financial Strategy including the Treasury Management Plan are aligned to the refreshed Council Plan – setting out how our financial resources will deliver the Council vision and priorities.

5.13.2 Budget plans are produced for all service areas for planning purposes. Budget consultation is undertaken annually with Council Members and members of the public.

**5.14 Developing the Council's capacity, including the capability of its leadership and the individuals within it.**

5.14.1 The Workforce Strategy was approved in 2021 and is available to all employees on our intranet. The strategy has 5 priorities which were informed by the results of the employee survey and consists of the following priorities:

- Our workforce will have the skills and abilities to deliver our priorities and will have the opportunity to further develop
- Our managers will be leaders and will empower staff to deliver our priorities
- Our organisation will be more diverse and inclusive offering a voice and fair treatment for all
- Our workplace will be healthy and we will support our employees wellbeing
- Our employment package will be attractive that offers (and will offer) fair terms and conditions

5.14.2 Officers understand their respective roles and these are set out in job descriptions. The Constitution, Scheme of Delegation and Contract Procedure Rules clearly shows roles and responsibilities, specifically with regard to delegation and authorisation.

5.14.3 There are various training methods available to staff such as mentoring, Ollie (On-line learning platform) and virtual face to face. A new leadership and management programme launched in January 2022 for the SMT cohort. The SDM cohort will launch in May 2022 and in the autumn for Team Leaders. Work is also underway to work with Directors to look at opportunities for apprenticeships in their areas to meet service needs, this includes upskill as well as new recruits. Work to review and refresh induction is underway and will be completed in spring 2022.

5.14.4 Other support includes CPD sessions, team meetings and ongoing 1:2:1s, however results of the ethics questionnaires have demonstrated that a small number of staff still do not have regular 1:2:1 supervision meetings.

5.14.5 Members receive an induction session and annual training with regard to the Treasury Management Strategy and other training relevant to their position. All Members and staff have had the opportunity to undertake training on General Data Protection Regulations (GDPR) / Data Protection Act (DPA) 2018 legislation. There is also online training available to all staff on GDPR/DPA 18 Requirements.

5.14.6 The action plan at Appendix A of this statement detail issues highlighted from the results of the annual governance certification process

**5.15 The Council continues to manage risks and performance through robust internal control and strong public financial management.**

5.15.1 Risk management is an integral part of good management and corporate governance and is therefore at the heart of what we do. Our approach to managing risk is explained in our Risk Management Strategy. The Strategic Risk Register is reviewed by SMT and considered by Audit Committee annually.

5.15.2 The Internal Audit plan is informed by the Council's service and financial planning processes, strategic risk register, external inspection reports, external networking intelligence, comments

from Senior Management and their opinion of the current state of the governance risk and internal control arrangements.

5.15.3 During 2021/22 the Internal Audit team achieved 51% of their revised planned work and this has been used, in part, with the relevant output from unplanned work to help form their opinion on the adequacy and effectiveness of the Council's governance, risk management and internal control framework.

All recommendations made in audit reports show a risk category which is used to inform the overall grading of the report.

5.15.4 The Chief Internal Auditor has undertaken checks on the work of Internal Audit as part of the Quality Assurance Improvement Program. A small number of minor issues have been identified through these checks and have been fed back to the Internal Audit Team to assist in their continuous improvement.

5.15.5 Internal Audit report to the Audit Committee 4 times a year. The Audit Committee has asked for additional information during the year to provide assurance on the management of risks and implementation of recommendations. The Audit Committee have also approved the Internal Audit Charter for 2021/22.

5.15.6 Large projects include the maintenance of a project risk register; this is an ongoing working document that is amended throughout the project. Where personal data is processed, projects also include the completion of Data Protection Impact Assessments.

5.15.7 The Council has adopted the CIPFA code of practice for managing the risk of fraud and corruption and this has been reflected in our updated Anti-Fraud & Corruption Policy and Whistleblowing (Speak Up) Policy.

5.15.8 Services report regularly to Council committees such as Audit Committee, Planning, Licensing, Cabinet etc. These reports detail any impact assessment, including risk and opportunity. Financial decisions are reported to Cabinet, full Council and Audit Committee, who often challenge to ensure appropriate financial management and to demonstrate transparency.

5.15.9 Financial Regulations set out our financial management framework for ensuring we make the best use of the money we have available. Financial roles and responsibilities are clearly shown in the Financial Regulations and it provides a framework for financial decision-making. The regulations have been checked against the post-Brexit legislative framework and a further full review is expected in 2022/23.

5.15.10 The Treasury Management Strategy and regular updates on treasury matters are provided to Audit Committee. This information clearly show investments, loans, and the financial position of the Council. The Council appointed new Treasury Management advisors in 2021/22. The new advisors are Link Treasury Services.

5.15.11 The Council's financial strategy identifies the short term budget plan and long term aspirational plan linked to the corporate plan to be a self-sustaining council.

5.15.12 A review against the new CIPFA FM Code has been undertaken which was considered by the Council's senior management team. Following this, a small number of changes are being implemented to further strengthen the Council's financial management arrangements including making more use of scenario planning.



5.15.13 The Council's External Auditors have not completed their report for 2021/22. However the S151 Officer and Audit & Governance Lead Manager (Chief Internal Auditor) have met with External Auditors periodically throughout 2021/22 and the External Auditors have commented that they do not expect to report any problems with the final accounts. Therefore the expectation is that the External Auditors opinion will mirror the opinion for 2020/21 which stated:

*“Value for Money conclusion - Based on the work we performed to address the significant risk we identified, we are satisfied that the Council has proper arrangements for securing economy, efficiency, and effectiveness in its use of resources”*

An unqualified audit opinion was, once again, received by the Council in respect of 2020/21.

5.15.14 The Council has continued to make savings in the light of ongoing financial pressures. £133.7m of ongoing savings had been delivered by the end of 2021/22 with a further £9.9m to be delivered by the end of 2023/24. Forecasts of the level of savings that will be required from April 2023 onwards are very difficult to make in the absence of any Government funding settlement information beyond the March 2023 being available and potential significant changes that may be made to the local government finance system. However, it is likely that the Council will continue to face a very challenging financial outlook for the foreseeable future.

## **5.16 Implement good practices in transparency, reporting and audit to deliver effective accountability**

5.16.1 As a public body we endeavour to be open and transparent in our activities and reporting. Council and committee agendas, reports and minutes are published on our corporate website to demonstrate decisions made. The Council undertake public consultation on areas such as the budget. We publish expenditure over £100 on our website, as part of the transparency agenda.

5.16.2 The Audit Committee has responsibility for internal and external audit matters, the Council's arrangements for corporate governance and risk management.

5.16.3 The Audit Committee terms of reference also incorporate the review and monitoring of the Council's Treasury Management arrangements. Members of the Committee are kept up to date through awareness training on factors that influence/affect delivery of the strategy and during the year were provided with an update on these matters by Link Treasury Services, the Council's Treasury Management advisors.




5.16.4 There are various committees, all with their own terms of reference and areas of responsibility, i.e. Licensing Committee, Planning Committee, and there are elected members who are responsible for service areas within the Council.

5.16.5 Arrangements are in place to ensure Internal Audit fully complies with the Public Sector Internal Audit Standards (PSIAS). A self-assessment of the Internal Audit function against the requirements of the PSIAS was undertaken in 2021/22. The results demonstrated that Internal Audit were compliant with the PSIAS and this was reported to the Audit Committee. An external assessment of PSIAS compliance has been arranged (as required by law) and will take place in 2022/23.

5.16.6 The Internal Audit plan is developed using a risk-based approach taking into consideration the Strategic Risk Register, Service Plans and other audit intelligence. Audit recommendations made are communicated to relevant Service Delivery Managers and relevant Senior Management representatives for consideration and implementation of recommendations. Internal Audit will share best practice in the duty of their work. The Audit

plan is reviewed regularly to ensure it is still relevant and any changes made are reported to the Audit Committee.

- 5.16.7 The Council's Communication Team works with Officers and Members to ensure key messages are easy to understand and in accessible formats to meet the diverse needs of our borough.
- 5.16.8 The Council's performance management framework is monitored by the Senior Management Team and has procedures in place that drive continuous improvement in performance. More robust reporting has taken place during 2021/22.
- 5.16.9 The Council has identified lessons learnt from corporate complaints and complaints made to the Local Government Ombudsman and implemented measures accordingly.

	Signed	Dated
David Sidaway Chief Executive		25/05/22
Cllr Shaun Davies Leader of the Council		25/05/22
Cllr Nathan England Chair of Audit Committee		26/05/22

## AGS ACTION PLAN FOR 2021/22 FOR IMPLEMENTATION DURING 2022/23

No	Findings	Actions	Lead Officers	Additional comments
1.	<p>Ongoing savings proposals and continued strategic management of organisational changes to continue particularly in light of COVID19.</p> <p><i>Ongoing from 20/21 AGS</i></p>	<p>Continued management/reduced budgets, revised structures and commercial/ business approach which links to the continued development and implementation of revised governance framework.</p> <p>Financial impact of COVID19 under ongoing review.</p> <p>Further consultations on future savings where necessary.</p>	<ul style="list-style-type: none"> <li>• Chief Executive</li> <li>• SMT</li> </ul>	
2.	<p>All internal audits consist of an ethics questionnaire that is sent to a sample of staff in the team/areas being audited to demonstrate their understanding of corporate policies and whether staff feel supported.</p> <p>In a small number of responses returned it was noted that:</p> <ul style="list-style-type: none"> <li>• <u>Some</u> staff felt that training and awareness could be developed further</li> </ul>	<p>The induction process has already been updated and improved and further development is being carried out as part of an ongoing review of our employee offer.</p> <p>Further guidance for managers in respect to completion of regular 121's, supervision and team briefs.</p> <p>Development of service strategies underpinned by team plans which link to the Councils priorities. This link to the APPD process creating the organisational golden thread</p>	<ul style="list-style-type: none"> <li>• SMT/SDM</li> <li>• Policy &amp; Development Manager</li> </ul>	

No	Findings	Actions	Lead Officers	Additional comments
	<ul style="list-style-type: none"> <li>Some staff do not have regular 1:2:1 supervision or team briefs</li> </ul> <p>These findings have been shared when discussing individual audit reports with relevant SDM's and Directors and taken to SMT as part of reporting corporate recommendations.</p> <p><i>Ongoing from 20/21 AGS</i></p>	<p>Roll out of a new, bespoke management and leadership programme commenced in January 2022 and forms part of an 18 month programme to contribute to the development of our employees.</p>		
3.	<p>A small number of responses from Internal Audit ethics questionnaires sent out indicated that those staff questioned could have a greater awareness of some corporate policies.</p> <p><i>Ongoing from 20/21 AGS</i></p>	<p>Governance reminders sent to staff.</p> <p>Training and further publicity given on fraud/whistleblowing with new methods of reporting made available.</p> <p>Reminders on relevant policies applicable to the work undertaken by those being audited, and applicable to the wider workforce will be recirculated; for example, the Employee Code of Conduct, the Whistleblowing Policy, the Business Activity &amp; Private Work Policy and the Corporate Information Security Policy.</p>	<ul style="list-style-type: none"> <li>SMT/SDM</li> <li>Policy &amp; Development Manager</li> <li>Audit &amp; Governance Lead Manager</li> </ul>	
4.	<p>The results of the annual governance certification process</p>	<p>Number of initiatives in place including service and workforce</p>	<ul style="list-style-type: none"> <li>Chief Executive</li> </ul>	

No	Findings	Actions	Lead Officers	Additional comments
	<p>highlighted that in some service areas there were reductions in appropriate skilled staff numbers. Difficulties in recruiting have resulted in single points of failure or the use of agency staff.</p> <p>Service Delivery Managers are aware of these issues and where possible are putting measures in place to try and mitigate this.</p> <p><i>Ongoing from 20/21 AGS</i></p>	<p>planning, apprenticeship scheme, Kickstart programme, etc.</p> <p>New bespoke management and leadership programme commenced in January 2022.</p> <p>Additional recruiting measures being used via social media platforms.</p>	<ul style="list-style-type: none"> <li>• Director of Finance &amp; Human Resources</li> <li>• Policy &amp; Development Manager</li> </ul>	
5.	<p>The results of the annual governance certification process has highlighted that service areas have experienced data breaches and potential near misses in respect to personal data.</p> <p>Where data breaches have been experienced, these have been reported to the Information Governance Team and managers have changed processes and procedures,</p>	<p>Information Governance to:</p> <ul style="list-style-type: none"> <li>• To ensure lessons are learnt after each breach and suggested improvements communicated corporately where applicable.</li> <li>• Audit &amp; Governance to review current training materials.</li> <li>• The Information Security Breach Procedure has been updated and is available on the Council's intranet. This has been publicised to all staff.</li> </ul>	<ul style="list-style-type: none"> <li>• SIRO/SMT</li> <li>• SDM's</li> <li>• Audit &amp; Governance Lead Manager</li> </ul>	

No	Findings	Actions	Lead Officers	Additional comments
	<p>where possible, based on lessons learned to prevent similar breaches occurring.</p> <p>It should be noted that the Information Commissioners Office has not taken any action against the Council during this time.</p> <p><i>Ongoing from 20/21 AGS</i></p>	<ul style="list-style-type: none"> <li>Breaches are reported to the individual Director as and when they occur</li> <li>Corporate Information Security Policy recirculated to relevant staff members</li> <li>Breaches are reported to Senior Management Team meetings on a regular basis</li> </ul>		
6	<p>A small number of managers reported delays in destruction of documents in line with retention policies throughout the year due to limited access to the secure storage areas as a result of COVID.</p> <p>These access issues have subsequently eased.</p>	<ul style="list-style-type: none"> <li>Reminder to be sent to staff in relation to access to all Council buildings including.</li> <li>Reminder to be sent on the use of the Council's document storage unit.</li> <li>Reminder to be sent to staff on the importance of complying with the Corporate Information Retention Schedule.</li> </ul>	<ul style="list-style-type: none"> <li>SDM's</li> <li>Audit &amp; Governance Lead Manager</li> <li>biT Service Delivery Manager</li> </ul>	
7	<p>A small number of managers confirmed that their service's internal intranet content required updating.</p>	<p>Reminder to be sent to SDM's on keeping intranet content up to date.</p>	SDM's	

**Independent auditor's report to the members of Telford & Wrekin Council**

**(Page left blank)**

**2021/22  
EXPENDITURE & FUNDING  
ANALYSIS AND  
ACCOMPANYING NOTES**



## Expenditure & Funding Analysis

The EFA is not a Primary Financial Statement and as such should be treated as a note to the accounts. Further details of adjustments between the funding and the accounting basis are contained in the note to the EFA. The Expenditure and Funding Analysis (EFA) shows how annual expenditure is used and funded from resources (government grants, rents, council tax and business rates) by the local authority in comparison with those resources consumed or earned by the authority in accordance with generally accepted accounting practices. It also shows how this expenditure is allocated for decision making purposes between the council's services. Income and expenditure accounted for under generally accepted accounting practices is presented more fully in the Comprehensive Income and Expenditure Statement.

2020/21				2021/22		
Net Expenditure Chargeable to the General Fund Balance	Adjustments Between the Funding and Accounting Basis	Net Expenditure in the Comprehensive Income & Expenditure Statement	SERVICE	Net Expenditure Chargeable to the General Fund Balance	Adjustments Between the Funding and Accounting Basis	Net Expenditure in the Comprehensive Income & Expenditure Statement
£000	£000	£000		£000	£000	£000
51,230	(2,179)	49,051	Adult Social Care	51,841	(534)	51,307
38,578	(1,896)	36,682	Children's Safeguarding & Family Support	39,230	(316)	38,914
6,923	7,103	14,026	Communities, Customer & Commercial Services	2,477	7,767	10,244
211	512	723	Corporate Communications	42	684	726
(13,176)	(4,076)	(17,252)	Council Wide	(1,162)	(9,094)	(10,256)
9,825	(9,640)	185	Education & Skills	8,588	(8,743)	(155)
8,717	(6,562)	2,155	Finance & Human Resources	6,993	21,353	28,346
3,597	(6,287)	(2,690)	Health, Wellbeing & Commissioning	2,160	1,168	3,328
1,983	(898)	1,085	Housing, Employment & Infrastructure	1,850	285	2,135
25,550	(7,932)	17,618	Neighbourhood & Enforcement Services	24,754	(10,085)	14,669
1,274	4,284	5,558	Policy & Governance	1,411	3,382	4,793
(5,587)	5,966	379	Prosperity & Investment	(7,143)	21,105	13,962
<b>129,125</b>	<b>(21,605)</b>	<b>107,520</b>	<b>Net Cost Of Services</b>	<b>131,041</b>	<b>26,972</b>	<b>158,013</b>
(129,164)	10,599	(118,565)	Other Income & Expenditure	(131,089)	277	(130,812)
<b>(39)</b>	<b>(11,006)</b>	<b>(11,045)</b>	<b>(Surplus) or Deficit</b>	<b>(48)</b>	<b>27,249</b>	<b>27,201</b>
<b>5,229</b>			<b>Opening General Fund Balance</b>	<b>5,218</b>		
39			Surplus or (Deficit) for year	48		
(50)			Other approved uses	(159)		
<b>5,218</b>			<b>Closing General Fund Balance</b>	<b>5,107</b>		

## Expenditure & Funding Analysis Notes

### 1. Adjustments between funding and accounting basis

2021/22

	Net Expenditure Chargeable to the General Fund Balance	Adjustments for Capital Purposes	Net Change for the Pensions Adjustments	Other* Adjustments	Total Adjustments	Net Expenditure in the Comprehensive Income and Expenditure Statement
	£000	£000	£000	£000	£000	£000
Adult Social Care	51,841	30	0	(564)	(534)	51,307
Children's Safeguarding & Family Support	39,230	117	0	(433)	(316)	38,914
Communities, Customer & Commercial Services	2,477	2,560	0	5,207	7,767	10,244
Corporate Communications	42	0	0	684	684	726
Council Wide	(1,162)	7,918	18,289	(35,301)	(9,094)	(10,256)
Education & Skills	8,588	1,183	0	(9,926)	(8,743)	(155)
Finance & Human Resources	6,993	8,782	0	12,571	21,353	28,346
Health, Wellbeing & Commissioning	2,160	0	0	1,168	1,168	3,328
Housing, Employment & Infrastructure	1,850	481	0	(196)	285	2,135
Neighbourhood & Enforcement Services	24,754	(6,597)	0	(3,488)	(10,085)	14,669
Policy & Governance	1,411	22	0	3,360	3,382	4,793
Prosperity & Investment	(7,143)	(1,465)	0	22,570	21,105	13,962
<b>Net Cost of Services</b>	<b>131,041</b>	<b>13,031</b>	<b>18,289</b>	<b>(4,348)</b>	<b>26,972</b>	<b>158,013</b>
Other Income & Expenditure	(131,089)	481	7,591	(7,795)	277	(130,812)
<b>(Surplus) or deficit on provision of services</b>	<b>(48)</b>	<b>13,512</b>	<b>25,880</b>	<b>(12,143)</b>	<b>27,249</b>	<b>27,201</b>

\* - Other Adjustments include technical adjustments for MRP, accumulated absences, revenue grants and movement in reserves.

**2020/21**

	Net Expenditure Chargeable to the General Fund Balance	Adjustments for Capital Purposes	Net Change for the Pensions Adjustments	Other Adjustments	Total Adjustments	Net Expenditure in the Comprehensive Income and Expenditure Statement
	£000	£000	£000	£000	£000	£000
Adult Social Care	51,230	81	0	(2,260)	(2,179)	49,051
Children's Safeguarding & Family Support	38,578	119	0	(2,015)	(1,896)	36,682
Communities, Customer & Commercial Services	6,923	2,657	0	4,446	7,103	14,026
Corporate Communications	211	(46)	0	558	512	723
Council Wide	(13,176)	393	9,762	(14,231)	(4,076)	(17,252)
Education & Skills	9,825	3,020	0	(12,660)	(9,640)	185
Finance & Human Resources	8,717	(957)	0	(5,605)	(6,562)	2,155
Health, Wellbeing & Commissioning	3,597	3	0	(6,290)	(6,287)	(2,690)
Housing, Employment & Infrastructure	1,983	(136)	0	(762)	(898)	1,085
Neighbourhood & Enforcement Services	25,550	(5,903)	0	(2,029)	(7,932)	17,618
Policy & Governance	1,274	19	0	4,265	4,284	5,558
Prosperity & Investment	(5,587)	(8,022)	0	13,988	5,966	379
<b>Net Cost of Services</b>	<b>129,125</b>	<b>(8,772)</b>	<b>9,762</b>	<b>(22,595)</b>	<b>(21,605)</b>	<b>107,520</b>
Other Income & Expenditure	(129,164)	(1,646)	7,300	4,945	10,599	(118,566)
<b>(Surplus) or deficit on provision of services</b>	<b>(39)</b>	<b>(10,418)</b>	<b>17,062</b>	<b>(17,650)</b>	<b>(11,006)</b>	<b>(11,045)</b>

## **Adjustments for Capital Purposes**

Adjustments for capital purposes – this column adds in depreciation and impairment and revaluation gains and losses in the services line, and for:

- Other operating expenditure – adjusts for capital disposals with a transfer of income on disposal of assets and the amounts written off for those assets.
- Financing and investment income and expenditure – the statutory charges for capital financing i.e. Minimum Revenue Provision and other revenue contributions are deducted from other income and expenditure as these are not chargeable under generally accepted accounting practices.
- Taxation and non-specific grant income and expenditure – capital grants are adjusted for income not chargeable under generally accepted accounting practices. Revenue grants are adjusted from those receivable in the year to those receivable without conditions or for which conditions were satisfied throughout the year. The Taxation and Non-specific Grant Income and Expenditure line is credited with capital grants receivable in the year without conditions or for which conditions were satisfied in the year.

## **Net Change for the Pensions Adjustments**

Net change for the removal of pension contributions and the addition of IAS 19 Employee Benefits pension related expenditure and income:

- For services this represents the removal of the employer pension contributions made by the authority as allowed by statute and the replacement with current service costs and past service costs.
- For Financing and investment income and expenditure – the net interest on the defined benefit liability is charged to the CIES.

## **Other Adjustments**

### **Other Statutory Adjustments**

Other statutory adjustments between amounts debited/credited to the Comprehensive Income and Expenditure Statement and amounts payable/receivable to be recognised under statute:

- For Financing and investment income and expenditure the other statutory adjustments column recognises adjustments to the General Fund for the timing differences for premiums and discounts.
- The charge under Taxation and non-specific grant income and expenditure represents the difference between what is chargeable under statutory regulations for council tax and NDR that was projected to be received at the start of the year and the income recognised under generally accepted accounting practices in the Code. This is a timing difference as any difference will be brought forward in future surpluses or deficits on the Collection Fund.

### **Other Non-statutory Adjustments**

Other non-statutory adjustments represent amounts debited/credited to service segments which need to be adjusted against the 'Other income and expenditure from the Expenditure and Funding Analysis' line to comply with the presentational requirements in the Comprehensive Income and Expenditure Statement:

- For financing and investment income and expenditure the other non-statutory adjustments column recognises adjustments to service segments, e.g. for interest income and expenditure and changes in the fair values of investment properties.
- For taxation and non-specific grant income and expenditure the other non-statutory adjustments column recognises adjustments to service segments, e.g. for unringfenced government grants.

## Reconciliation of Adjustments between Funding Basis to Accounting Basis under Regulation

	2020/21 £000	2021/22 £000
Adjustments between Accounting Basis and Funding Basis under Regulation as Reported in note 14	24,001	20,987
Movement in Earmarked Reserves (see note 29)	(30,948)	7,420
Movement in School Balances (see note 29)	(3,954)	(1,545)
Movement in Revenue Grants unapplied and Other Balances (see note 29)	(154)	228
Approved use of reserve	49	159
<b>Adjustments between Accounting Basis and Funding Basis under Regulation as Reported in EFA</b>	<b>(11,006)</b>	<b>27,249</b>

## 2. Segmental Income

Within the Net Expenditure Chargeable to the General Fund Balance are items of income which have been credited to services areas, including service specific grants and sales, fees and charges.

	2020/21 £000	2021/22 £000
Adult Social Care	30,079	37,081
Children's Safeguarding & Family Support	2,777	4,307
Communities, Customer & Commercial Services	62,923	73,852
Corporate Communications	31	38
Council Wide	29,852	19,232
Education & Skills	111,900	125,567
Finance & Human Resources	14,579	11,943
Health, Wellbeing & Commissioning	16,735	11,850
Housing, Employment & Infrastructure	3,732	4,168
Neighbourhood & Enforcement Services	7,229	9,831
Policy & Governance	604	1,253
Prosperity & Investment	24,870	20,746
<b>Net Cost of Services</b>	<b>305,311</b>	<b>319,868</b>

**2021/22  
CORE FINANCIAL STATEMENTS  
AND  
ACCOMPANYING NOTES**

## Comprehensive Income and Expenditure Account

This statement shows the accounting cost in the year of providing services in accordance with generally accepted accounting practices, rather than the amount to be funded from taxation. Authorities raise taxation to cover expenditure in accordance with regulations; this may be different from the accounting cost. The taxation position is shown in the Expenditure & Funding Analysis.

SERVICE	2020/21			2021/22		
	Gross Expenditure £000	Income £000	Net Expenditure £000	Gross Expenditure £000	Income £000	Net Expenditure £000
Adult Social Care	79,384	30,333	49,051	88,168	36,861	51,307
Children's Safeguarding & Family Support	39,459	2,777	36,682	43,221	4,307	38,914
Communities, Customer & Commercial Services	77,074	63,048	14,026	74,737	64,493	10,244
Corporate Communications	800	77	723	764	38	726
Council Wide	10,655	27,907	(17,252)	8,860	19,116	(10,256)
Education & Skills	118,023	117,838	185	132,454	132,609	(155)
Finance & Human Resources	18,051	15,896	2,155	27,307	(1,039)	28,346
Health, Wellbeing & Commissioning	14,045	16,735	(2,690)	15,178	11,850	3,328
Housing, Employment & Infrastructure	8,656	7,571	1,085	9,681	7,546	2,135
Neighbourhood & Enforcement Services	37,946	20,328	17,618	33,912	19,243	14,669
Policy & Governance	6,163	605	5,558	6,046	1,253	4,793
Prosperity & Investment	26,036	25,657	379	37,553	23,591	13,962
<b>Net Cost of Services</b>	<b>436,292</b>	<b>328,772</b>	<b>107,520</b>	<b>477,881</b>	<b>319,868</b>	<b>158,013</b>

Other Operating Expenditure (Note 7)	3,238	5,615
Financing and Investment Income and Expenditure (Note 8)	6,549	964
Taxation & Non Specific Grant Income and Expenditure (Note 9)	(128,352)	(137,391)
<b>(Surplus) or deficit on provision of services</b>	<b>(11,045)</b>	<b>27,201</b>
(Surplus) or deficit on revaluation of Property, Plant and Equipment Assets	(22,752)	(34,475)
(Surplus) or deficit on revaluation of Available for Sale financial assets	0	0
Re-measurements of the net defined benefit pension liability (Note 12)	30,003	(40,947)
<b>Other Comprehensive Income &amp; Expenditure</b>	<b>7,251</b>	<b>(75,422)</b>
<b>Total Comprehensive Income and Expenditure</b>	<b>(3,794)</b>	<b>(48,221)</b>

## Movement in Reserves Statement

This statement shows the movement in the year on the different reserves held by the Authority, analysed into 'usable reserves' (i.e. those that can be applied to fund expenditure or reduce local taxation) and other reserves. The Surplus or (Deficit) on the Provision of Services line shows the true economic cost of providing the Authority's services, more details of which are shown in the Comprehensive Income and Expenditure Statement. These are different from the statutory amounts required to be charged to the General Fund Balance for council tax setting purposes.

	General Fund Balance & Reserves	Capital Grants Unapplied	Total Usable Reserves	Unusable Reserves	Total Authority Reserves
	£000	£000	£000	£000	£000
<b>Balance at 31 March 2020 carried forward</b>	<b>92,562</b>	<b>22,426</b>	<b>114,988</b>	<b>(114,385)</b>	<b>603</b>
Total Comprehensive Income and Expenditure	11,045	0	<b>11,045</b>	(7,251)	<b>3,794</b>
Adjustments between accounting basis & funding basis under regulations (Note 14)	24,001	1,466	<b>25,467</b>	(25,467)	<b>0</b>
<b>Increase/ (Decrease) in 2020/21</b>	<b>35,046</b>	<b>1,466</b>	<b>36,512</b>	<b>(32,718)</b>	<b>3,794</b>
<b>Balance at 31 March 2021 carried forward</b>	<b>127,608</b>	<b>23,892</b>	<b>151,500</b>	<b>(147,103)</b>	<b>4,397</b>
Total Comprehensive Income and Expenditure	(27,201)	0	<b>(27,201)</b>	75,422	<b>48,221</b>
Adjustments between accounting basis & funding basis under regulations (Note 14)	20,988	(7,709)	<b>13,279</b>	(13,279)	<b>0</b>
<b>Increase/ (Decrease) in 2021/22</b>	<b>(6,213)</b>	<b>(7,709)</b>	<b>(13,922)</b>	<b>62,143</b>	<b>48,221</b>
<b>Balance at 31 March 2022 carried forward</b>	<b>121,395</b>	<b>16,183</b>	<b>137,578</b>	<b>(84,960)</b>	<b>52,618</b>

It should be noted that of the total usable reserves, £137.578m, only £5.107m is uncommitted general fund balances. The remainder includes earmarked reserves and school balances, see note 29 and 30. There are also unusable reserves see note 31.



## Balance Sheet

The Balance Sheet shows the value as at the Balance Sheet date of the assets and liabilities recognised by the Authority. The net assets of the Authority (assets less liabilities) are matched by the reserves held by the Authority. Reserves are reported in two categories. The first category of reserves are usable reserves, i.e. those reserves that the Authority may use to provide services, subject to the need to maintain a prudent level of reserves and any statutory limitations on their use (for example the Capital Receipts Reserve that may only be used to fund capital expenditure or repay debt). The second category of reserves is those that the Authority is not able to use to provide services. This category of reserves includes reserves that hold unrealised gains and losses (for example the Revaluation Reserve), where amounts would only become available to provide services if the assets are sold; and reserves that hold timing differences shown in the Movement in Reserves Statement line 'Adjustments between accounting basis and funding basis under regulations'.

31 March 2021 £000		Notes	31 March 2022 £000
561,134	Property, Plant & Equipment	15a	594,072
107,754	Investment Properties	15b	122,275
2,338	Intangible Assets	17	2,390
16,300	Long Term Investments	21,22,24	16,900
40,102	Long Term Debtors	21	42,927
<b>727,628</b>	<b>Long Term Assets</b>		<b>778,564</b>
280	Inventories		276
40,960	Debtors	23	42,992
7,615	Assets Held for Sale	18	9,851
20,772	Cash and Cash Equivalents	25	36,643
<b>69,627</b>	<b>Current Assets</b>		<b>89,762</b>
(16,615)	Provisions	26	(14,099)
(79,177)	Short term Borrowing	21,22	(51,430)
(79,559)	Creditors	27	(110,742)
<b>(175,351)</b>	<b>Current Liabilities</b>		<b>(176,271)</b>
<b>(105,724)</b>	<b>Net Current Assets/(Liabilities)</b>		<b>(86,509)</b>
(201,908)	Long Term Borrowing	21,22	(231,313)
(50,713)	Long Term Creditors (PFI & Finance Leases)	21,28	(47,399)
(364,881)	Pensions Liability	12	(360,325)
(5)	Capital Grants Receipts in Advance	41	(400)
<b>(617,507)</b>	<b>Long Term Liabilities</b>		<b>(639,437)</b>
<b>4,397</b>	<b>Net Assets/(Liabilities)</b>		<b>52,618</b>
151,500	Usable Reserves	29,30	137,578
(147,103)	Unusable Reserves	31	(84,960)
<b>4,397</b>	<b>Net Reserves</b>		<b>52,618</b>

## Cash Flow Statement

The Cash Flow Statement shows the changes in cash and cash equivalents of the Authority during the reporting period. The statement shows how the Authority generates and uses cash and cash equivalents by classifying cash flows as operating, investing and financing activities. The amount of net cash flows arising from operating activities is a key indicator of the extent to which the operations of the Authority are funded by way of taxation and grant income or from the recipients of services provided by the Authority. Investing activities represent the extent to which cash outflows have been made for resources which are intended to contribute to the Authority's future service delivery. Cash flows arising from financing activities are useful in predicting claims on future cash flows by providers of capital (i.e. borrowing) to the Authority.

2020/21 £000		2021/22 £000
(11,045)	Net (surplus) or deficit on the provision of services	27,201
(44,961)	Adjustments to net surplus or deficit on the provision of services for non-cash movements (Note 36)	(62,441)
36,766	Adjustments for items included in the net surplus or deficit on the provision of services that are investing and financing activities (Note 37)	29,328
<b>(19,240)</b>	<b>Net cash flows from Operating Activities</b>	<b>(5,912)</b>
16,637	Investing Activities (Note 38)	(3,373)
12,414	Financing Activities (Note 39)	(6,586)
<b>9,811</b>	<b>Net (increase) or decrease in cash and cash equivalents</b>	<b>(15,871)</b>
<b>30,583</b>	Cash and cash equivalents at the beginning of the reporting period	<b>20,772</b>
<b>20,772</b>	Cash and cash equivalents at the end of the reporting period (Note 25)	<b>36,643</b>

# Notes to the Core Financial Statements

## 1. Accounting Policies

### a) General

The accounts have been prepared in keeping with the Code of Practice on Local Authority Accounting in the United Kingdom 2021/22 (COP), based on International Financial Reporting Standards (IFRS), issued by the Chartered Institute of Public Finance and Accountancy (CIPFA). This is supported by a number of detailed accounting recommendations including interpretations of the International Financial Reporting Interpretations Committee (IFRIC) and interpretations of the Standing Interpretations Committee (SIC). They are further supplemented by International Public Sector Accounting Standards (IPSAS).

### b) Concepts

These accounts have been prepared in accordance with the all-pervading concepts of accruals and going concern, together with comparability, verifiability, timeliness, understanding of and primacy of legal requirements as set out in the COP. Under the going concern concept, although the Council has net current liabilities of £86.5m, it is a going concern as the Council has access to Public Works Loan Board borrowing and future Council Tax revenues. (See Note 22 for detail on interest rate risk). Local Authorities can only be discontinued under statute.

### c) Accruals of Expenditure & Income

The revenue accounts of the Council are maintained on an accruals basis in accordance with the Code of Practice, IAS 18 and IFRS 15. That is, sums due to or from the Council during the year are included whether or not the cash has actually been received or paid in the year. In particular,

- Revenue from contracts with service recipients, whether for services or the provision of goods, is recognised when (or as) the goods or services are transferred to the service recipient in accordance with the performance obligations in the contract. Revenue is measured as the amount of the transaction price which is allocated to that performance obligation.
- Supplies are recorded as expenditure when they are consumed – where there is a gap between the date supplies are received and their consumption, they are carried as inventories on the Balance Sheet.
- Expenses in relation to services received are recorded as expenditure when the services are received rather than when payments are made.
- Interest receivable on investments and payable on borrowings is accounted for respectively as income and expenditure on the basis of the effective interest rate for the relevant financial instrument rather than cash flows fixed or determined by the contract.
- Where revenue and expenditure have been recognised but cash has not been received or paid, a debtor or creditor for the relevant amount is recorded in the Balance Sheet. Where debts may not be settled, the balance of debtors is written down and a charge made to revenue for income not collected.

Revenue relating to Council Tax and Business Rates is measured at the full amount receivable (net of any impairment losses) as they are non-contractual, non-exchange transactions.

#### **d) Cash and Cash Equivalents**

Cash comprises cash in hand and demand deposits. Cash equivalents are short-term, highly liquid investments that are readily convertible to known amounts of cash and which are subject to an insignificant risk of changes in value.

Investments that are short-term are defined as highly liquid investments held at the Balance Sheet date that are readily convertible to known amounts of cash on the Balance Sheet date and which are subject to an insignificant risk of changes in value. Under this definition investments held in call accounts would count as cash equivalents but fixed term investments and investments in notice accounts would not, as they are not readily convertible to cash.

#### **e) Contingent Asset**

A contingent asset is a possible asset that arises for a past event and whose existence will be confirmed only by the occurrence or non-occurrence of one or more uncertain future events not wholly within the control of the Council. The Council does not recognise contingent assets, but discloses its existence where inflows of economic benefits are probable, but not virtually certain.

#### **f) Contingent Liability**

A contingent liability is a possible obligation that arises from past events whose existence will be confirmed by the occurrence or non-occurrence of one or more uncertain future events beyond the control of the Council or a present obligation that is not recognised because it is not probable that an outflow of resources will be required to settle the obligation. A contingent liability also arises in extremely rare cases where there is a liability that cannot be recognised because it cannot be measured reliably. The Council does not recognise a contingent liability but discloses its existence in the financial statements.

#### **g) Employee Benefits**

The accounting arrangements for Employee Benefits are covered by IAS 19. The objective of IAS 19 is to prescribe the accounting and disclosure for employee benefits (that is, all forms of consideration given by an entity in exchange for service rendered by employees). The principle underlying all of the detailed requirements of the Standard is that the cost of providing employee benefits should be recognised in the period in which the benefit is earned by the employee, rather than when it is paid or payable.

The areas of remuneration that relate to the Council are as follows:

- Salaries and Wages
- Compensated Absences (paid annual leave and sick leave)
- Pensions Benefits
- Termination Benefits

#### **Salaries and Wages**

The amount of salary or wage earned by an employee will be recognised in the financial year to which it relates.

#### **Compensated Absences**

The expected cost of short-term compensated absences should be recognised as the employees render service that increases their entitlement or, in the case of non-accumulating absences, when the absences occur.

In relation to annual leave and time off in lieu an estimation of the value of any untaken annual leave and the time off in lieu position at the end of the financial year will be undertaken and an appropriate amount included in the accounts. Sick leave is non accumulating and is accounted for when absences occur.

### **Pensions Benefits**

The Council participates in three formal pension schemes, the Local Government Pension Scheme, which is administered by Shropshire County Pension Fund, the National Health Service Pension Scheme, administered by NHS Pensions and the Teachers' Pension Scheme administered by Capita Teachers' Pensions on behalf of the DfE.

Under International Accounting Standards and accounting Code requirements, the Council recognises the cost of post-employment benefits in the reported cost of services when they are earned by employees, rather than when benefits are eventually paid as pensions. For the Local Government Pension Scheme, these costs are provided by the fund actuaries and are included as a cost in the financial statements. However, statutory provision requires that the General Fund Balance is charged with the amount payable by the Council and not the amount calculated according to the accounting standard, therefore compensating entries are posted through the Movement in Reserves Statement which result in the General Fund Balance not being impacted by future pension liabilities.

Arrangements for the Teachers' scheme and the NHS Scheme mean that liabilities for future benefits cannot be separately identified for the Council and no liability for future payments of benefits is therefore recognised in the financial statements for these, and the employer's contribution is charged to the CIES in the year.

See Notes 11, 12 and 13.

In accordance with International Accounting Standard No 19 – *Employee Benefits* (IAS 19) disclosures and transactions in relation to the assets, liabilities, income and expenditure related to pension schemes for employees are required. Valuation methods are in compliance with the 2021/22 COP. The information is only necessary in relation to the Local Government Pension Scheme, as it is not possible to identify any Authority's share of the assets and liabilities under the Teachers' scheme or the National Health Service scheme.

The age profile of this Council's Local Government Pension Scheme is not currently rising significantly, so we should not see the current liabilities of the scheme rising significantly as the members approach retirement.

### **Termination Benefits**

Any termination benefits awarded during the financial year will be included in the Comprehensive Income and Expenditure Statement in that year. Where the amount has not been paid at the balance sheet date, a provision will be created in the accounts for that year.

### **h) Events After the Reporting Period**

Where a material post balance sheet event occurs which

- Provides additional evidence relating to conditions existing at the balance sheet date; or
- Indicates that application of the going concern concept to a material part of the Authority is not appropriate;

Changes will be made in the amounts to be included in the statement of accounts or disclosed in a note.

## **i) Exceptional Items and Prior Period Adjustments**

Exceptional items are material items which derive from events or transactions that fall within the ordinary activities of the authority, and which need to be disclosed separately by virtue of their size or incidence if the financial statements are to give a true and fair view.

Prior Period Adjustments relate to corrections of errors in the financial statements of prior periods, retrospective adjustments resulting from changes to accounting policy or adoption of new accounting treatments. The correct accounting treatment for prior period adjustments for a comparative financial statement is to restate the amount to be adjusted and show the impact on the accounts. Please see Note 2.

## **j) Financial Instruments**

### **Financial Liabilities**

Financial liabilities are recognised on the Balance Sheet when the authority becomes a party to the contractual provisions of a financial instrument and are initially measured at fair value and are carried at their amortised cost. Annual charges to the Financing and Investment Income and Expenditure line in the Comprehensive Income and Expenditure Statement (CIES) for interest payable are based on the carrying amount of the liability, multiplied by the effective rate of interest for the instrument. The effective interest rate is the rate that exactly discounts estimated future cash payments over the life of the instrument to the amount at which it was originally recognised.

For most of the borrowings that the authority has, this means that the amount presented in the Balance Sheet is the outstanding principal repayable (plus accrued interest); and interest charged to the CIES is the amount payable for the year according to the loan agreement.

Where premiums and discounts have been charged to the CIES, regulations allow the impact on the General Fund Balance to be spread over future years. The authority has a policy of spreading the gain or loss over the term that was remaining on the loan against which the premium was payable or discount receivable when it was repaid. The reconciliation of amounts charged to the CIES to the net charge required against the General Fund Balance is managed by a transfer to or from the Financial Instruments Adjustment Account in the Movement in Reserves Statement.

### **Financial Assets**

Financial assets are classified based on a classification and measurement approach that reflects the business model for holding the financial assets and their cashflow characteristics. There are three main classes of financial assets measured at:

- amortised cost
- fair value through profit or loss (FVPL), and
- fair value through other comprehensive income (FVOCI)

The authority's business model is to hold investments to collect contractual cash flows. Financial assets are therefore classified as amortised cost, except for those whose contractual payments are not solely payment of principal and interest (i.e. where the cash flows do not take the form of a basic debt instrument).

- Financial Assets Measured at Amortised Cost

Financial assets measured at amortised cost are recognised on the Balance Sheet when the authority becomes a party to the contractual provisions of a financial instrument and are initially measured at fair value. They are subsequently measured at their amortised cost. Annual credits to the Financing and Investment Income and Expenditure line in the Comprehensive Income and Expenditure Statement (CIES) for interest receivable are based on the carrying amount of the asset multiplied by the effective rate of interest for the instrument. For most of the financial assets held by the authority, this means that the amount presented in the Balance Sheet is the outstanding principal receivable (plus accrued interest) and interest credited to the CIES is the amount receivable for the year in the loan agreement.

However, the authority has made three loans to local organisations at less than market rates (soft loans). When soft loans are made, a loss is recorded in the CIES for the present value of the interest that will be foregone over the life of the instrument, resulting in a lower amortised cost than the outstanding principal.

Interest is credited to the Financing and Investment Income and Expenditure line in the CIES at a marginally higher effective rate of interest than the rate receivable from the organisations, with the difference serving to increase the amortised cost of the loan in the Balance Sheet. Statutory provisions require that the impact of soft loans on the General Fund Balance is the interest receivable for the financial year – the reconciliation of amounts debited and credited to the CIES to the net gain required against the General Fund Balance is managed by a transfer to or from the Financial Instruments Adjustment Account in the Movement in Reserves Statement.

Any gains and losses that arise from the de-recognition of an asset are credited or debited to the Financing and Investment Income and Expenditure line in the CIES.

- Expected Credit Loss Model

The authority recognises expected credit losses on all of its financial assets held at amortised cost, either on a 12-month or lifetime basis. The expected credit loss model also applies to lease receivables and contract assets. Only lifetime losses are recognised for trade receivables (debtors) held by the authority.

Impairment losses are calculated to reflect the expectation that the future cash flows might not take place because the borrower could default on their obligations. Credit risk plays a crucial part in assessing losses. Where risk has increased significantly since an instrument was initially recognised, losses are assessed on a lifetime basis. Where risk has not increased significantly or remains low, losses are assessed on the basis of 12-month expected losses.

- Financial Assets Measured at Fair Value through Profit & Loss

Financial assets that are measured at FVPL are recognised on the Balance Sheet when the authority becomes a party to the contractual provisions of a financial instrument and are initially measured and carried at fair value. Fair value gains and losses are recognised as they arrive in the Surplus or Deficit on the Provision of Services.

The fair value measurements of the financial assets are based on the following techniques:

- instruments with quoted market prices – the market price
- other instruments with fixed and determinable payments – discounted cash flow analysis.

The inputs to the measurement techniques are categorised in accordance with the following three levels:

- Level 1 inputs – quoted prices (unadjusted) in active markets for identical assets that the authority can access at the measurement date.
- Level 2 inputs – inputs other than quoted prices included within Level 1 that are observable for the asset, either directly or indirectly.
- Level 3 inputs – unobservable inputs for the asset.

Any gains and losses that arise from the de-recognition of the asset are credited or debited to the Financing and Investment Income and Expenditure line in the Comprehensive Income and Expenditure Statement.

#### **k) Government Grants and Other Contributions**

The accounting treatment of transactions within the Authority's financial statements have been determined following the general principal of whether the Authority is acting as the Principal or Agent. Where the Authority is acting as Principal, i.e. acting on its own behalf, transactions have been included in the Authority's financial statements. Where the Authority is acting as Agent, i.e. acting as an intermediary, transactions have not been reflected in the Authority's financial statements, with the exception of cash collected or expenditure incurred by the agent on behalf of the principal in which case there is a debtor / creditor position included in financing activities in the cashflow statement.

Where the acquisition of a fixed asset is financed either wholly or in part by a Government grant or other contribution, the amount of the grant or contribution is recognised in the comprehensive income and expenditure statement (CIES) unless there is an outstanding condition, where it is transferred to capital grant receipts in advance until the condition is met or the grant is returned. Where capital grants are credited to the CIES, they are reversed out of the General Fund Balance in the Movement in Reserves Statement.

#### **l) Intangible Assets**

An intangible asset is an identifiable non-monetary asset without physical substance. It must be controlled by the Authority as a result of past events, and future economic benefits must be expected to flow from the intangible asset to the Authority. Usually within local authorities this relates to in house developed software.

#### **m) Inventories and Long Term Contracts**

Stocks are valued in accordance with IAS 2 at current value with an allowance made for obsolescent and slow-moving items. Any long term contracts in existence at 31 March are apportioned to the year in relation to when the work was carried out rather than the year in which the contract was completed.

#### **n) Investment Properties**

Investment property is property (land or a building – or part of a building – or both) held for regeneration, economic development and investment, rather than for:

- (a) Use in the production or supply of goods or services or for administrative purposes; or
- (b) Sale in the ordinary course of operations.



**o) Leases**

The Council accounts for leases as Finance Leases when substantially all the risks and rewards relating to the ownership of the leased asset are transferred to the Council. Leases that do not meet this definition are accounted for as Operating Leases. The Council also operates as Lessor for its Property Investment Portfolio.

The use of leasing, together with the amount of rentals paid during the year and the undischarged obligation, is explained in Note 49 to the Core Financial Statements.

Rentals payable under operating leases are charged to revenue on an accruals basis.

The cost of assets acquired under operating leases and the related liability for future rentals payable are not included in the balance sheet.

**p) Non-current Assets Held for Sale**

Assets are classified as being held for sale if the following conditions are met:

- management is committed to a plan to sell,
- the asset is available for immediate sale,
- an active programme to locate a buyer is initiated,
- the sale is highly probable, within 12 months of classification as held for sale (subject to limited exceptions),
- the asset is being actively marketed for sale at a sales price reasonable in relation to its fair value,
- actions required to complete the plan indicate that it is unlikely that plan will be significantly changed or withdrawn.

**q) Interests in Companies and Other Entities**

The Council has a wholly owned Company, NuPlace Ltd for the provision of market rented housing in the borough and is required to prepare Group Accounts. Group Accounts have been prepared on a line for line basis; accounting policies are aligned between NuPlace and the Council; and intra-group transactions have been eliminated. In the authority's own single-entity accounts, the interest of NuPlace is recorded as a financial asset at cost.

The Council is one of four constituent authorities for the West Mercia Energy purchasing consortium (WME). WME transactions are excluded from the Council's financial statements on the basis that they are not material to the fair presentation of the financial position of the Council. Note 56 shows an extract of WME's balance sheet at 31 March 2022.

**r) Overheads**

The revenue accounts for the various services include charges for the related support services. These are agreed annually and are based on agreed criteria. Support Services are allocated in line with CIPFA recommended practice. As the Code of Practice does not allow transactions between segments in the service analysis, internal recharges have been eliminated from gross income and gross expenditure in the Comprehensive Income and Expenditure Statement.

**s) Private Finance Initiative**

PFI contracts are agreements to receive services, where the responsibility for making available the property, plant and equipment needed to provide the services passes to the PFI contractor. The Council has one PFI scheme which was entered into in March 2006 and

is for the provision of school and leisure facilities at Hadley Learning Community and Queensway for £289m.

IFRIC 12 Service Concession Arrangements requires the Council to assess the level of control each party has within the PFI contract. The result of this assessment is that the Council is deemed to control the services that are provided under its PFI scheme and as ownership of the property, plant and equipment will pass to the Council at the end of the contract for no additional charge, the Council carries on the Balance Sheet the property, plant and equipment used under the contracts.

An asset has been recognised and a long term financial lease creditor created to reflect the asset in the accounts and recognise the commitment to make future payments to the operator.

The original recognition of this property, plant and equipment was balanced by the recognition of a liability for amounts due to the scheme operator to pay for the assets. Property, plant and equipment recognised on the Balance Sheet are revalued and depreciated in the same way as property, plant and equipment owned by the Council.

Amounts payable to PFI operators are analysed into five elements. Fair value for the services received in the year (debited to the appropriate service). Finance cost (debited to interest payable and similar charges). Contingent rent – increases in the amount to be paid for the property arising during the contract (debited to interest payable and similar charges). Payment toward liability (applied to write down the Balance Sheet liability towards the PFI operator). Lifecycle replacement costs (recognised as a fixed asset on the balance sheet).

#### **t) Property, Plant & Equipment**

All expenditure on the acquisition, creation or enhancement of property, plant and equipment is capitalised on an accruals basis in the accounts. Expenditure on property, plant and equipment is capitalised, provided that the fixed asset yields benefits to the Authority and the services it provides for a period of more than one year. This excludes expenditure on routine repairs and maintenance of property, plant and equipment, which is charged direct to service revenue accounts.

Property, plant and equipment are valued on the basis recommended by CIPFA and in accordance with the Statements of Asset Valuation Principles and Guidance Notes issued by The Royal Institute of Chartered Surveyors (RICS). Property, plant and equipment are classified into the groupings required by the Code of Practice on Local Authority Accounting and valued on the following bases:

- land, operational properties and other operational assets are included in the balance sheet at the lower of net current replacement cost or net realisable value.
- non-operational assets and assets that are surplus to requirements, are included in the balance sheet at the lower of net current replacement cost or net realisable value. In the case of investment properties, this is normally open market value.
- infrastructure assets and community assets are included in the balance sheet at historical cost, net of depreciation.

Revaluations of property, plant and equipment are planned at a maximum of three yearly intervals, with circa 70% of the value of all properties being completed on an annual basis. Material changes to asset valuations will be adjusted in the interim period, as they occur. Surpluses or deficits arising from revaluation are credited or debited to the revaluation reserve respectively as long as there is a sufficient balance on the reserve in respect of

deficits. Where there is an insufficient balance or a clear consumption of economic benefits, deficits are charged to the income and expenditure account as impairments.

Assets acquired under finance leases are capitalised in the Authority's accounts, together with the liability to pay future rentals. Other assets previously acquired under advance and deferred purchase schemes are also recognised and included in the balance sheet.

Income from the disposal of property, plant and equipment is accounted for on an accruals basis. Such income that is not reserved for the repayment of external loans and forms part of the capital financing account, and has not been used, is included in the balance sheet as usable capital receipts.

As at 31<sup>st</sup> March 2022 there was 1 significant capital contracts in place. This totalled £6.198m and is detailed in Note 15a.

#### **u) Depreciation**

Depreciation is provided for on all property, plant and equipment with a finite useful life (which can be determined at the time of acquisition or revaluation) according to the following policy:

- newly acquired assets are depreciated from the start of the year after they are acquired, assets in the course of construction are not depreciated until the year after they are brought into use. Depreciation is applied in the year of disposal.
- depreciation is calculated using the straight-line method over its estimated life.
- depreciation is not provided for on Investment Properties.

#### **v) Charges to Revenue in Respect of Property, Plant and Equipment**

General fund service revenue accounts, central support services and statutory trading accounts are charged with a capital charge for all property, plant and equipment used in the provision of services. The total charge covers the annual provision for depreciation and impairments. Where there is sufficient balance in the Revaluation Reserve, impairments are charged there, otherwise they are charged to the Revenue Account. The aggregate charge to individual services is determined on the basis of the capital employed in each service.

#### **w) Provisions**

The Council sets aside provisions for specific future expenses which are likely, or certain, to be incurred, based on the best estimate available.

#### **x) Reserves**

The Council maintains certain reserves to meet general, rather than specific, future expenditure. The purpose of the Council's reserves is explained in Notes 29, 30 and 31.

The current system of capital accounting also requires the maintenance of two accounts in the balance sheet:

- the revaluation reserve, which represents principally the balance of the upward revaluations of property, plant and equipment and;
- the capital adjustment account, which represents amounts set aside from revenue resources or capital receipts to finance expenditure on property, plant and equipment or for the repayment of external loans and certain other financing transactions.

**y) Revenue Expenditure Funded from Capital Under Statute (REFCUS)**

Legislation allows some expenditure to be classed as capital for funding purposes when it does not result in an asset on the balance sheet, for example work on properties owned by another organisation. This is charged to the relevant service in the Comprehensive Income & Expenditure Account and then transferred via the Movement in Reserves Statement to the Capital Adjustment Account so that there is no impact on the General Fund balance.

**z) Value Added Tax**

Local Authorities pay VAT on purchases and charge VAT on supplies of goods and services. Usually the amount of VAT paid on purchases is greater than that received for goods and services and the difference is reclaimed. The figures included in the statement of accounts exclude VAT except in infrequent circumstances where it is not reclaimable.

**aa) Direct Revenue Financing of Capital Expenditure**

The Council is permitted by law to finance unlimited amounts of expenditure for capital purposes through its revenue accounts.

**ab) Interest on Surplus Funds and Balances**

All interest earned on surplus cash or funds and balances is taken to the General Fund, except appropriate interest that is credited to the school balances, section 106 agreements, commuted sums, insurance provision (Ex Shropshire Council) and certain Adult Social Care balances.

**ac) Capital Receipts**

Capital receipts from the disposal of assets are held in the usable capital receipts account until such time as they are used to finance other capital expenditure or to repay debt. During 2021/22, the Council funded £0.804m of expenditure in its Comprehensive Income and Expenditure Account from capital receipts under the Government's flexible use of capital receipts announced as part of the 2015 Spending Review.

**ad) The Redemption of Debt**

The Council makes provision for the repayment of debt in accordance with the Local Authorities (Capital Finance & Accounting) (England) (Amendment) Regulations 2008 and Explanatory Memorandum and Guidance.

The "Minimum Revenue Provision" (MRP) is calculated on the basis of the life of the asset and the ultimate funding of that asset. MRP is not charged until the year after the asset comes into operation.

**ae) Estimation Techniques**

Estimation techniques are methods adopted by the Authority to arrive at an estimated monetary amount, corresponding to the measurement bases selected for assets, liabilities, gains, losses and changes in reserves. An accounting policy will specify the basis on which an item is to be measured; where there is uncertainty over the monetary amount corresponding to that basis, the amount will be arrived at using an estimation technique.

**af) Heritage Assets**

Heritage assets are held or maintained principally for their contribution to knowledge and culture. They are initially recognised at cost if this is available. If cost is not available, values are only included in the Balance Sheet where the cost of obtaining valuation is not disproportionate to the benefit derived. For the Council's heritage assets no cost information is available and the cost of obtaining that value is disproportionate to the benefit.

A list of the Council's Heritage assets is included in Note 19.

The cost of maintenance and repair of heritage assets is written off in the year incurred.

**ag) Capitalisation Of Interest**

Following a change in guidance the Council amended its policy on capitalisation of interest in 2013/14. Previously all interest has been charged to revenue in the year incurred, however, part of this interest cost relates to capital schemes under construction. With effect from 1 April 2013, interest costs relating to assets under construction will be capitalised, but only during the construction phase of the scheme. A threshold of £1m will be applied to this policy i.e. interest will only be capitalised for programme items where prudential borrowing exceeds £1m in year. This change in policy will generate revenue savings in the short term, but these will be offset by higher debt repayments in future years spread over the life of the respective assets. No interest was charged to capital rather than revenue for the financial year 2021/22.

**ah) Accounting for Council Tax and Non Domestic Rates**

Billing authorities act as agents, collecting council tax and non-domestic rates (NDR) on behalf of the major preceptors (including government for NDR) and, as principals, collecting council tax and NDR for themselves. Billing authorities are required by statute to maintain a separate fund (the Collection Fund) for the collection and distribution of amounts due in respect of council tax and NDR. Under the legislative framework for the Collection Fund, billing authorities, major preceptors and central government share proportionately the risks and rewards that the amount of council tax and NDR collected could be less or more than predicted.

The Council Tax income included in the Comprehensive Income & Expenditure Statement is the accrued income for the year, and not the amount required under regulation to be transferred from the Collection Fund to the General Fund (the Collection Fund Demand). The difference is taken to the Collection Fund Adjustment Account through the Movement in Reserves Statement.

As the collection of Council Tax for preceptors (the West Mercia Police and Crime Commissioner, and Shropshire & Wrekin Fire & Rescue Authority) is an agency arrangement, the cash collected belongs proportionately to Telford & Wrekin Council as the billing authority and to the preceptors. This gives rise to a debtor or creditor position for the difference between cash collected from tax-payers and cash paid to preceptors under regulation. The Balance Sheet also includes the authority's share of the year end balances relating to arrears, impairment allowances for doubtful debts and prepayments.

In relation to Non-Domestic Rates, Telford & Wrekin Council collects income due as an agency arrangement. As with council tax, the cash collected belongs proportionately to Telford & Wrekin Council as the billing authority, and to Central Government and Shropshire & Wrekin Fire & Rescue Authority as preceptors. This gives rise to a debtor or creditor position for the difference between cash collected from tax-payers and cash paid to preceptors under regulation. The Balance Sheet also includes the authority's share of the year end balances relating to arrears, impairment allowances for doubtful debts, appeals and prepayments.

## **ai) Accounting for Local Authority Maintained Schools**

The Code of Practice on Local Authority Accounting in the United Kingdom confirms that the balance of control for local authority maintained schools lies with the local authority. The Code also stipulates that those schools' assets, liabilities, reserves and cash flows are recognised in the local authority financial statements of the authority as if there were transactions, cash flows and balances of the authority.

The Council has the following types of maintained schools under its control:

- Community
- Voluntary Aided
- Voluntary Controlled
- Foundation

The Council recognises on balance sheet the non-current assets of schools where the Council legally owns the assets or where the school is in the legal ownership of a non religious body, on the basis that they are the assets of the school and need to be consolidated in to the Council's accounts.

Community schools are owned by the Council and therefore recognised on the balance sheet.

The majority of Voluntary Aided and Voluntary Controlled schools in the Council area are owned by the respective Diocese. The School/Council uses the school building to provide education under the provisions of the School Standards and Framework Act 1998.

Foundation schools owned by the Diocese are not recognised on the Council balance sheet as the position is the same as Voluntary Aided and Voluntary Controlled. Where ownership lies with the school or the school's Governing Body the School is recognised on the Council's Balance Sheet.

Academy schools are not maintained schools controlled by the Council and as such are not accounted for in the Council's Accounts. Schools in Council ownership (Community Schools) which become Academies are provided to the Academy either on a 125 year peppercorn lease or the freehold of land and buildings has been transferred to the Academy. When schools transfer to Academy status the assets are written out of the balance sheet as at the date that the asset transfers.

## **2. Accounting Standards That Have Been Issued but Have Not Yet Been Adopted and Prior Period Adjustments**

At the balance sheet date the following new standards and amendments to existing standards have been published and will be introduced by the 2021/22 Code of Practice of Local Authority Accounting in the United Kingdom:

- Annual improvement to IFRS Standards 2018-2020. The annual IFRS improvement programme notes 4 changed standards –
  - IFRS 1 (first time adoption) – amendment relates to foreign operations of acquired subsidiaries transitioning to IFRS,
  - IAS 37 (Onerous Contracts) – clarifies the intention of the standard,
  - IFRS 16 (Leases) – amendment removes a misleading example that is not referenced in the Code material, and

- IAS 41 (Agriculture) – one of a small number of IFRSs that are only expected to apply to local authorities in limited circumstances.
- Property, Plant and Equipment: Proceeds before intended use (amendments to IAS 16)

There are no Prior Period Adjustments to report.

### **3. Critical Judgements in Applying Accounting Policies**

In applying the accounting policies set out in Note 1, the Authority has had to make certain judgements about complex transactions or those involving uncertainty about future events. The critical judgements made in the Statement of Accounts are:

- There is a high degree of uncertainty about future levels of funding for Local Government. However, given levels of uncommitted reserves and the long track record of managing significant budget reductions and sound financial management, the Authority has determined that this uncertainty is not sufficient to provide an indication that the assets of the Authority might be impaired as a result of a need to close facilities and reduce levels of service provision.
- The Council has one PFI contract for the provision of school and leisure facilities at Hadley Learning Community and Queensway. Under the requirements of IFRIC 12, it has been determined that the arrangements are controlled by the Council and the accounting policy (Note 1(s)) relating to PFI schemes has been applied.
- West Mercia Energy – the Council has determined that the exclusion of WME's transactions from the Council's own accounts will not materially impact the fair presentation of the financial position and transactions of the Council and to the understanding of the Statement of Accounts by the reader. Note 56 provides details of the arrangement and an extract of the balance sheet of the West Mercia Energy Joint Committee.
- Pension Fund Liability – an actuarial evaluation of the Shropshire Local Government Pension Fund is undertaken every three years by the Fund actuary, Mercers, with annual updates in the intervening years. The methodology used is in line with IAS 19. Estimates of Pension Assets and Liabilities are sensitive to actuarial assumptions and can vary significantly based on changes to these assumptions.
- Recognition of Schools – the Council recognises the land and buildings used by schools in line with the provisions of the Codes of Practice. An assessment of the different schools operated has been undertaken to determine the accounting treatment (see Note 1(ai) above).
- Revenue from contracts with service recipients (IFRS 15) – IFRS 15 requires the Council to recognise revenue only when its obligations are delivered and accepted by 'service recipients'. A service recipient is a party that has contracted with an authority to obtain goods or services that are an output of the authority's normal operating activities in exchange for consideration.

Any delay between receipt of income and performance of obligations is considered to be minimal and below the materiality limit for qualifying, non-statutory services.

Where payments are received in advance of the Council fully discharging its obligations, for example in relation to planning fees or registration fees, these are appropriately recognised in the correct year through applying the accruals policy.

- Provision for single status – the council has taken into consideration a number of factors to determine the level in the single status provision including the nature of service delivery (grounds, refuse and cleansing are all provided by external contractors) and the restructuring programme which has taken place over the past 10+ years which reduces the potential future risk.

#### **4. Assumptions Made About the Future and Other Major Sources of Estimation Uncertainty**

The Statement of Accounts contains estimated figures that are based on assumptions made by the Authority about the future or that are otherwise uncertain. Estimates are made taking into account historical experience, current trends and other relevant factors. However, because balances cannot be determined with certainty, actual results could be materially different from the assumptions and estimates.

The items in the Authority’s Balance Sheet at 31 March 2022 for which there is a significant risk of material adjustment in the forthcoming financial year are as follows:

<b>Item</b>	<b>Uncertainties</b>	<b>Effect if Actual Results Differ from Assumptions</b>
<b>Property, Plant and Equipment</b>	Assets are depreciated over useful lives that are dependent on assumptions about the level of repairs and maintenance that will be incurred in relation to individual assets. The current economic climate makes it uncertain that the Authority will be able to sustain its current spending on repairs and maintenance, bringing into doubt the useful lives assigned to assets.	If the useful life of assets is reduced, depreciation increases and the carrying amount of the assets falls. It is estimated that the annual depreciation charge for buildings and equipment would increase by £2.0m for every year that useful lives had to be reduced.
<b>Property, Plant and Equipment</b>	Modern Methods of Construction (MMC) is encouraged nationally and accords with the governments thinking on the efficiency and modernisation of construction sites. It has not been seen in Telford to any great extent due to the costs involved in using it on residential sites. Larger Homes England sites include MMC and requirements to build at a specified pace within their tenders; bids are offered taking this into account. WMCA have agreed to push forward with the promotion of MMC for the region and only time will	A 1% movement on the valuation of Land & Buildings equates to +/- £3.7m



Item	Uncertainties	Effect if Actual Results Differ from Assumptions
	<p>tell how costs and timescales are affected by Brexit.</p> <p>Increases in cost of living and the outbreak of war in eastern Europe are likely drive up construction costs and effect supply chains within the industry. In terms of commercial development the demand and enquiries we receive exceeds our supply and we have not seen any downturn in demand. In relation to residential sites there is still a strong demand for sites with house prices continuing to rise driving the land prices up.</p> <p>It is possible that demand will start to reduce as the cost of construction continues to rise and this may be more apparent as the year progresses.</p>	
<b>Property Portfolio</b>	<p>Increases in cost of living and the outbreak of war in eastern Europe are likely drive up construction costs and effect supply chains within the industry. In terms of commercial development the demand and enquiries we receive exceeds our supply and we have not seen any downturn in demand. In relation to residential sites there is still a strong demand for sites with house prices continuing to rise driving the land prices up.</p> <p>It is possible that demand will start to reduce as the cost of construction continues to rise and this may be more apparent as the year progresses.</p> <p>With regard to Property Portfolio lettings, as rents are set in contract and we still have a high demand for units and supply valuations are not likely to be immediately impacted. This situation may however change as companies struggle with costs and may liquidate, however this is not being evidenced at present.</p>	A 1% movement on the valuation of Investment Properties equates to +/- £1.2m
<b>Pensions Liability</b>	Estimation of the net liability to pay pensions depends on a number of	The effects on the net pension's liability of changes in

Item	Uncertainties	Effect if Actual Results Differ from Assumptions
	<p>complex judgements relating to the discount rate used, the rate at which salaries are projected to increase, changes in retirement ages, mortality rates and expected returns on pension fund assets. A firm of consulting actuaries is engaged to provide the Authority with expert advice about the assumptions to be applied.</p> <p>There has been substantial volatility in financial markets since the start of the COVID-19 pandemic. Despite a period of relative stability, recently this volatility has increased again with the situation in Ukraine. This has had consequences for asset values, and any changes in markets has been reflected in the accounting figures. Over the same period, volatility has extended to corporate bonds, but ultimately AA-rate corporate bond yields at 31 March have settled at around 2.7% - 2.8% p.a. – higher than at the start of the accounting year. Finally, market-implied RPI has been variable during the year, and ultimately increased.</p>	<p>individual assumptions can be measured. For instance, a 0.1% increase in the discount rate assumption would result in a decrease in the pension liability of £17.3m. However, the assumptions interact in complex ways.</p> <p>Asset values included in the 2021/22 accounting figures equates to £25.3m of the property fund assets attributable to the Council. If these asset valuations were overstated by 10% this would have a £2.5m impact on the net pension liability.</p>
<b>Arrears</b>	<p>At 31 March 2022, the Authority had a balance of £49.958m for sundry debtors. The Council has set aside a bad debts provision of £6.966m (13.9%) in relation to these. It is our view that this level of provision is sufficient.</p> <p>The ongoing impact of COVID-19 has created uncertainty around future collection rates although it is not possible to predict the long-term impact.</p>	<p>If collection rates were to deteriorate, an increase in the provision of 5% would require an additional £2.5m to be set aside as an allowance.</p>
<b>Single Status</b>	<p>Single Status is a national pay and conditions agreement for staff employed under NJC terms and conditions, who form a significant proportion of the Council's workforce. The agreement is effective from 1<sup>st</sup> April 2007, however the process is not yet complete and it has been necessary to include a provision against the</p>	<p>The costs in relation to the scheme could be lower or higher than the sum provided. If the costs are lower, then any excess in the provision would be transferred into the General Fund Balance. If the costs are higher than the provision then there will be an impact on general fund</p>

Item	Uncertainties	Effect if Actual Results Differ from Assumptions
	potential costs in the 2021/22 accounts, as was the case last year.	balances and future Council Tax increases.

This list does not include assets and liabilities that are carried at fair value based on a recently observed market price.

## 5. Events After the Reporting Period

The audited Statement of Accounts was authorised for issue by the Director: Finance & Human Resources on 20<sup>th</sup> January 2023. Events taking place after this date are not reflected in the financial statements or notes. Where events taking place before this date provided information about conditions existing as 31<sup>st</sup> March 2022, the figures in the financial statements and notes have been adjusted in all material respects to reflect the impact of this information.

## 6. Disclosure of Deployment of Dedicated Schools Grant

The Council's expenditure on schools is funded primarily by grant monies provided by the Department for Education, the Dedicated Schools Grant (DSG). DSG is ring-fenced and can only be applied to meet expenditure properly included in the Schools Budget, as defined in the School and Early Years Finance (England) Regulations 2011. The Schools Budget includes elements for a range of educational services provided on an authority-wide basis and for the Individual Schools Budget, which is divided into a budget share for each maintained school.

Details of the deployment of DSG receivable for 2021/22 are as follows:

	Central Expenditure £000	Individual Schools Budget £000	Total £000
Final DSG before Academy & High Needs Recoupment			176,661
Academy & High Needs figure recouped			(69,542)
<b>Total DSG after Academy &amp; High Needs recoupment</b>			<b>107,119</b>
Brought forward from Prior Year			576
<b>Agreed Budgeted Distribution in 2021/22</b>	21,252	86,443	<b>107,695</b>
In Year Adjustments	0	(1)	(1)
<b>Final Budget Distribution for 2021/22</b>	<b>21,252</b>	<b>86,442</b>	<b>107,694</b>
Actual Central Expenditure	(20,776)		(20,776)
Actual ISB deployed to Schools		(86,584)	(86,584)
<b>Carry Forward to 2022/23</b>	<b>476</b>	<b>(142)</b>	<b>334</b>

## 7. Other Operating Expenditure

2020/21 £000		2021/22 £000
4,785	Parish Council Precepts	5,035
99	Payment of RSG to Parishes	99

2020/21 £000		2021/22 £000
0	(Gains)/losses on the disposal of non-current assets – Academies and Trust Schools	0
(1,646)	(Gains)/losses on the disposal of non-current assets – Other Assets	481
<b>3,238</b>	<b>Total</b>	<b>5,615</b>

## 8. Financing and Investment Income and Expenditure

2020/21 £000		2021/22 £000
0	Premiums/Discounts on debt redemption	0
10,860	Interest payable and similar charges	10,592
(1,945)	Interest receivable and similar income	(2,223)
7,300	Pensions interest cost and expected return on pensions assets	7,591
(9,666)	Income and expenditure in relation to Property Investment Portfolio and changes in their fair value	(14,996)
<b>6,549</b>	<b>Total</b>	<b>964</b>

## 9. Taxation and Non Specific Grant Income and Expenditure

2020/21 £000		2021/22 £000
(73,434)	Council tax income	(81,913)
(1,934)	Collection Fund (Surplus)/Deficit	300
(18,550)	Non domestic rates	(31,605)
(4,970)	Non domestic rates Top Up Grant	(5,028)
(9,972)	Revenue Support Grant	(10,027)
(19,492)	Section 31 Grant	(9,118)
<b>(128,352)</b>	<b>Total</b>	<b>(137,391)</b>

## 10. Expenditure and Income Analysed by Nature

2020/21 £000		2021/22 £000
	<b>Expenditure</b>	
96,525	Employee benefits expenses	110,865
340,815	Other services benefits	365,603
15,629	Depreciation, amortisation and impairment	15,412
10,774	Interest Payments	10,543
4,884	Precepts and levies	5,134
(1,646)	Gains / (losses) on disposal of assets	481
<b>466,981</b>	<b>Expenditure Total</b>	<b>508,038</b>
	<b>Income</b>	
(55,765)	Fees, charges and other service income	(69,306)
(2,109)	Interest & investment income	(2,376)
(93,918)	Income from Council Tax & NDR	(113,218)
(326,234)	Government Grants and other contributions	(295,937)
<b>(478,026)</b>	<b>Income Total</b>	<b>(480,837)</b>
<b>(11,045)</b>	<b>(Surplus) / Deficit on the Provision of Services</b>	<b>27,201</b>

## **Revenue from Contracts with Service Recipients**

IFRS 15 requires the Council to recognise revenue only when its obligations are delivered and accepted by 'service recipients'. A service recipient is a party that has contracted with an authority to obtain goods or services that are an output of the authority's normal operating activities in exchange for consideration.

Any delay between receipt of income and performance of obligations is considered to be minimal and below the materiality limit for qualifying, non-statutory services.

Where payments are received in advance of the Council fully discharging its obligations, for example in relation to planning fees or registration fees, these are appropriately recognised in the correct year through applying the accruals policy.

## **11. Pension Schemes**

As part of the terms and conditions of employment of its officers, the Council makes contributions towards the cost of post-employment benefits. Although these benefits will not actually be payable until employees retire, the council has a commitment to fund payments (for those benefits) and to disclose them at the time that employees earn their future entitlement.

The Council participates in three formal Pension Schemes:

- The Local Government Pension Scheme, administered by Shropshire County Pension Fund
- The Teachers' Pension Scheme, administered by Capita Teachers' Pensions on behalf of the Department of Education
- The NHS Pension Scheme, administered by NHS Pensions

## **12. Defined Benefit Pension Schemes Participation in Pension Schemes**

The Local Government Pension Scheme is a Defined Benefit Scheme and as such falls under IAS 19 and has resulted in transactions impacting on the Income and Expenditure Account.

The cost of retirement benefits are recognised in the reported Cost of Services when they are earned by employees, rather than when the benefits are eventually paid as pensions. However the charge required against council tax is the cash paid in the year, so the cost of retirement benefits is reversed out of the General Fund via the Movement in Reserves Statement.

In accordance with International Accounting Standard No 19 – *Employee Benefits* (IAS 19) the Council is required to disclose certain information concerning assets, liabilities, income and expenditure related to pension schemes for its employees. Further information is contained in Note 1(g) of the Accounting Policies.

The Council's share of the deficit on the Local Government Pension Scheme has reduced by £9.50m; this is mainly due to positive investment returns and changes in the life expectancy assumption, offset by the cost of new benefits earned relative to contributions. Note that the financial assumptions are based on bond yields at the accounting date in line with the accounting requirements.

The Superannuation Act 1972 provides for scheme regulations to be made within a common framework, to establish new career average revalued earnings schemes to pay pensions and other benefits to certain public servants.

The weighted average duration of the defined benefit obligation for scheme members is 17 years. (17 years 2020/21).

The estimated contributions expected to be paid into the Local Government Pension Scheme next year is £14,809m. The contribution rate was set for 2022/23 at 15.8% (2022/23 15.8%), plus a lump sum. The combined rate for 2022/23 is estimated at 18.2%.

Actuarial Gains and Losses are recognised immediately through Other Comprehensive Income. As at the 31<sup>st</sup> March 2022 the cumulative amount of actuarial losses recognised in the statements is £172.02m.

The Council's assets and liabilities related to the Local Government Pension Scheme operated by Shropshire Council amounted to:

2020/21 £000		2021/22 £000
(1,000,662)	Present Value of Funded Benefit Obligations	(1,036,305)
(8,597)	Present Value of Unfunded Benefit Obligations	(8,151)
<b>(1,009,259)</b>	<b>Total Present Value of Benefit Obligations</b>	<b>(1,044,456)</b>
644,378	Fair Value of Pension Fund Assets	684,131
<b>(364,881)</b>	<b>Surplus/(Deficit)</b>	<b>(360,325)</b>

### Change in Benefit Obligation during year

2020/21 £000		2021/22 £000
(854,512)	Benefit Obligation at Beginning of Year	(1,009,259)
(23,556)	Current Service Cost	(32,365)
(20,341)	Interest on Pension Liabilities	(21,035)
(4,793)	Member Contributions	(5,099)
(124,173)	Re-measurements (Liabilities)	3,650
(400)	Past Service Costs	(387)
(76)	Curtailement Cost	(278)
18,592	Benefits / Transfers Paid	20,317
<b>(1,009,259)</b>	<b>Benefit Obligation at End of Year</b>	<b>(1,044,456)</b>

### Change in Plan Assets during year

2020/21 £000		2021/22 £000
526,185	Fair Value of Plan Assets at Beginning of Year	644,378
13,041	Expected Return on Plan Assets	13,444
94,170	Re-measurements (Assets)	37,297
25,241	Employer Contributions	4,717
4,793	Member Contributions	5,099
(460)	Administration Expenses	(487)
(18,592)	Benefits / Transfers Paid	(20,317)

2020/21 £000		2021/22 £000
<b>644,378</b>	<b>Plan Assets at End of Year</b>	<b>684,131</b>

Assets are valued at fair value, principally market value for investments, and consist of:

2020/21			2021/22	
£000	%		£000	%
318,105	49.3	Equity Investments	346,172	50.6
90,256	14.0	Government Bonds	88,116	12.9
42,919	6.7	Other Bonds	41,458	6.1
24,616	3.8	Property	25,518	3.7
1,894	0.3	Cash/Liquidity	11,493	1.7
166,588	25.8	Other	171,374	25.0
<b>644,378</b>	<b>100.0</b>	<b>Total</b>	<b>684,131</b>	<b>100.0</b>

The expected rate of return on assets is based on market expectations, at the beginning of the period, for investment returns over the entire life of the related obligation. The expected returns are adjusted for risk and are appropriate to each of the asset classes weighted by the proportion of the assets in the particular asset class.

Liabilities are valued on an actuarial basis using the projected unit method, which assesses the future liabilities of the fund discounted to their present value. The valuations are based on a valuation as of 31 March 2019 and updated for the following 36 months, by Mercer Human Resource Consulting, the independent actuaries to the fund. The next valuation is due at 31 March 2022 and will be implemented in April 2023.

The main assumptions used in the calculations are:

2020/21		2021/22
2.7%	- rate of inflation (CPI)	3.4%
4.0%	- rate of increase in salaries	4.7%
2.8%	- rate of increase in pensions	3.5%
50.5%	- proportion of employees opting to take a commuted lump sum	50.0%
2.1%	- rate for discounting scheme liabilities	2.8%
	- longevity at 65 for current pensioners	
23.0	Male	22.9
25.1	Female	25.1
	- longevity at 65 for future pensioners	
24.3	Male	24.1
26.7	Female	26.7

Changes to the pension scheme permit employees retiring on or after 6<sup>th</sup> April 2006 to take an increase in their lump sum payment on retirement in exchange for a reduction in their future annual pension. On the advice of our actuaries we have assumed that 50% of employees retiring will take maximum cash and 50% will take 3/80ths cash.

The estimation of the defined benefit obligations is sensitive to the actuarial assumptions set out in the table above. The sensitivity analysis below has been determined based on reasonably possible changes of the assumptions occurring at the end of the reporting period and assumes for each change that the assumption analysed changes while all the other assumptions remain constant. The estimations in the sensitivity analysis have followed the

accounting policies for the scheme, i.e. on an actuarial basis using the projected unit credit method.

#### Sensitivity Analysis as at 31<sup>st</sup> March 2022

Disclosure Item	Central	Sensitivity 1	Sensitivity 2	Sensitivity 3	Sensitivity 4
		+0.1%p.a. discount (328,rate)	+0.1%p.a. inflation/pensions	+0.1%p.a. pay growth	1 year increase in life expectancy
	£000	£000	£000	£000	£000
Liabilities	1,044	1,027	1,062	1,046	1,076
Assets	(684)	(684)	(684)	(684)	(684)
<b>Deficit / (Surplus)</b>	<b>360</b>	<b>343</b>	<b>378</b>	<b>362</b>	<b>392</b>
Projected Service Cost for next year	32	31	33	32	33
Projected Net Interest Cost for next year	10	10	11	10	11

#### Pensions Asset / Liability Account

2020/21 £000		2021/22 £000
(328,327)	Opening Balance	(364,881)
(476)	Past Service Cost - Added Years	(665)
(23,556)	Current Service Cost	(32,365)
(20,341)	Interest Cost	(21,035)
13,041	Return On Assets	13,444
25,241	Payments to Pension Fund	4,717
(460)	Administration Expenses	(487)
(30,003)	Actuarial Gain or (Loss)	40,947
<b>(364,881)</b>	<b>Closing Balance</b>	<b>(360,325)</b>

#### Pensions Reserve

2020/21 £000		2021/22 £000
328,327	Opening Balance	375,392
476	Past Service Cost - Added Years	665
(14,730)	Charging Pensions Costs Payable	(15,228)
31,316	Reversing Out IAS 19 Items	40,443
30,003	Actuarial (Gain) or Loss	(40,947)
<b>375,392</b>	<b>Closing Balance</b>	<b>360,325</b>

#### Risk Management

Shropshire Council, the administering body, has a formal risk management strategy and risk registers for Pension Fund Investment, Investment Pooling and Pension Administration within their overall Pension Strategy. A summary of the Pension Fund's key risks can be found in the Pension Fund Annual report. The Shropshire County Pension Fund uses a



number of techniques to manage risks within the Fund. The Fund's primary long term risk is that the Fund's assets will fall short of its liabilities. Therefore the aim of investment risk management is to minimise the risk of an overall reduction in the value of the Fund and to maximise the opportunity for gains across the whole portfolio. The Fund achieves this through asset diversification to reduce exposure to market risk (price, currency and interest rate risk) and credit risk to an acceptable level. In addition, the Fund manages its liquidity risk to ensure there is sufficient liquidity to meet the Fund's forecast cash flows.

### **13. Pensions Schemes Accounted for as Defined Contribution Schemes**

The Teachers' and NHS Pension Schemes are technically Defined Benefits Schemes. However, the Schemes are unfunded and the Department for Education and NHS use a notional fund as the basis for calculating the employers' contribution rate paid by local authorities. The Authority is not able to identify its share of underlying financial position and performance of the Scheme with sufficient reliability for accounting purposes. For the purposes of this Statement of Accounts, these are therefore accounted for on the same basis as a defined contribution scheme.

#### **Teachers Pensions Authority:**

In 2021/22 the Council paid an employer's contribution of £8,213,559 (£7,972,757 in 2020/21), representing 23.68% (23.68% in 2020/21) of Teachers' pensionable pay, into the Teachers' Pension Authority. The scheme provides members with defined benefits related to pay and service. Contributions are set at rates determined by the Secretary of State, taking advice from the Scheme's Actuary. Changes from the most recent valuation will be implemented from 1 September 2021.

#### **National Health Service Pension Scheme:**

In 2021/22 the Council paid an employer's contribution of £34,698 (£36,244 in 2020/21) representing 14.38% (14.38% in 2020/21) of pensionable pay into the NHS Pension Scheme. The scheme provides members with defined benefits related to pay and service. The contribution rate is determined by the Fund's Actuary based on quadrennial actuarial valuations, the results of the latest valuation will be implemented in April 2021. Under Pension Regulations, contribution rates are set to meet 100% of the overall liabilities of the fund. This relates to Public Health which transferred to the Council on 1 April 2013.

### **14. Adjustments between Accounting Basis and Funding Basis under Regulations**

This note details the adjustments that are made to the total comprehensive income and expenditure recognised by the Authority in the year in accordance with proper accounting practice to the resources that are specified by statutory provisions as being available to the Authority to meet future capital and revenue expenditure. The adjustments affect General Fund Balances and Reserves, Capital Receipts and Capital Grants Unapplied.

2021/22	General Fund Balance & Reserves £000	Capital Receipts Reserve £000	Capital Grants Unapplied £000	Movements in Unusable Reserves £000
<b>Reversal of items debited or credited to the Comprehensive Income and Expenditure Statement:</b>				

2021/22	General Fund Balance & Reserves £000	Capital Receipts Reserve £000	Capital Grants Unapplied £000	Movements in Unusable Reserves £000
Charges for depreciation and impairment of non-current assets	23,863	0	0	(23,863)
Movement in the market value of Investment Properties	(8,453)	0	0	8,453
Revenue expenditure funded from capital under statute	23,245	0	0	(23,245)
Amounts of non-current assets written off on disposal or sale as part of the gain/loss on disposal to the Comprehensive Income and Expenditure Statement	4,174	0	0	(4,174)
<b>Insertion of items not debited or credited to the Comprehensive Income and Expenditure Statement:</b>				
Statutory provision for the financing of capital investment	(4,259)	0	0	4,259
<b>Adjustment primarily involving the Capital Grants Unapplied Account:</b>				
Capital grants and contributions unapplied credited to the Comprehensive Income and Expenditure Statement	(23,875)	0	23,875	0
Application of grants to capital financing transferred to the Capital Adjustment Account	0	0	(31,584)	31,584
<b>Adjustments primarily involving the Capital Receipts Reserve:</b>				
Transfer of cash sale proceeds credited as part of the gain/loss on disposal to the Comprehensive Income and Expenditure Statement	(5,453)	5,453	0	0
Use of the Capital Receipts Reserve to finance new capital expenditure	0	(5,453)	0	5,453
<b>Adjustments primarily involving the Deferred Capital Receipts Reserve:</b>				
Transfer of deferred sale proceeds credited as part of the gain/loss on disposal to the Comprehensive Income and Expenditure Statement	0	0	0	0
<b>Adjustment primarily involving the Financial Instruments Adjustment Account:</b>				
Amount by which finance costs charged to the Comprehensive Income and Expenditure Statement are different from finance costs chargeable in the year in accordance with statutory requirements	(182)	0	0	182
<b>Adjustments primarily involving the Pensions Reserve:</b>				

2021/22	General Fund Balance & Reserves £000	Capital Receipts Reserve £000	Capital Grants Unapplied £000	Movements in Unusable Reserves £000
Reversal of items relating to retirement benefits debited or credited to the Comprehensive Income and Expenditure Statement (see Note 12)	41,108	0	0	(41,108)
Employer's pensions contributions and direct payments to pensioners payable in the year	(15,227)	0	0	15,227
<b>Adjustments primarily involving the Collection Fund Adjustment Account:</b>				
Amount by which council tax and non-domestic rate income credited to the Comprehensive Income and Expenditure Statement is different from council tax and non-domestic rate income calculated for the year in accordance with statutory requirements	(13,409)	0	0	13,409
<b>Adjustments primarily involving the Accumulated Absences Account:</b>				
Amount by which officer remuneration charged to the Comprehensive Income and Expenditure Statement on an accruals basis is different from remuneration chargeable in the year in accordance with statutory requirements	(544)	0	0	544
<b>Total Adjustments</b>	<b>20,988</b>	<b>0</b>	<b>(7,709)</b>	<b>(13,279)</b>

Comparative Movements in 2020/21:

2020/21	General Fund Balance & Reserves £000	Capital Receipts Reserve £000	Capital Grants Unapplied £000	Movements in Unusable Reserves £000
<b>Reversal of items debited or credited to the Comprehensive Income and Expenditure Statement:</b>				
Charges for depreciation and impairment of non-current assets	19,094	0	0	(19,094)
Movement in the market value of Investment Properties	(3,464)	0	0	3,464
Revenue expenditure funded from capital under statute	11,139	0	0	11,139
Amounts of non-current assets written off on disposal or sale as part of the gain/loss on disposal to the Comprehensive Income and Expenditure Statement	(422)	0	0	422
<b>Insertion of items not debited or credited to the Comprehensive Income and Expenditure Statement:</b>				

2020/21	General Fund Balance & Reserves £000	Capital Receipts Reserve £000	Capital Grants Unapplied £000	Movements in Unusable Reserves £000
Statutory provision for the financing of capital investment	(4,167)	0	0	4,167
<b>Adjustment primarily involving the Capital Grants Unapplied Account:</b>				
Capital grants and contributions unapplied credited to the Comprehensive Income and Expenditure Statement	(34,215)	0	34,215	0
Application of grants to capital financing transferred to the Capital Adjustment Account	0	0	(32,749)	32,749
<b>Adjustments primarily involving the Capital Receipts Reserve:</b>				
Transfer of cash sale proceeds credited as part of the gain/loss on disposal to the Comprehensive Income and Expenditure Statement	(2,551)	2,551	0	0
Use of the Capital Receipts Reserve to finance new capital expenditure	0	(2,551)	0	2,551
<b>Adjustments primarily involving the Deferred Capital Receipts Reserve:</b>				
Transfer of deferred sale proceeds credited as part of the gain/loss on disposal to the Comprehensive Income and Expenditure Statement	0	0	0	0
<b>Adjustment primarily involving the Financial Instruments Adjustment Account:</b>				
Amount by which finance costs charged to the Comprehensive Income and Expenditure Statement are different from finance costs chargeable in the year in accordance with statutory requirements	(243)	0	0	243
<b>Adjustments primarily involving the Pensions Reserve:</b>				
Reversal of items relating to retirement benefits debited or credited to the Comprehensive Income and Expenditure Statement (see Note 12)	31,792	0	0	(31,792)
Employer's pensions contributions and direct payments to pensioners payable in the year	(14,728)	0	0	14,728
<b>Adjustments primarily involving the Collection Fund Adjustment Account:</b>				

2020/21	General Fund Balance & Reserves £000	Capital Receipts Reserve £000	Capital Grants Unapplied £000	Movements in Unusable Reserves £000
Amount by which council tax and non-domestic rate income credited to the Comprehensive Income and Expenditure Statement is different from council tax and non-domestic rate income calculated for the year in accordance with statutory requirements	21,078			(21,078)
<b>Adjustments primarily involving the Accumulated Absences Account:</b>				
Amount by which officer remuneration charged to the Comprehensive Income and Expenditure Statement on an accruals basis is different from remuneration chargeable in the year in accordance with statutory requirements	688	0	0	(688)
<b>Total Adjustments</b>	<b>24,001</b>	<b>0</b>	<b>1,466</b>	<b>(25,467)</b>

## 15. Property, Plant & Equipment and Investment Properties

### 15a. Property, Plant & Equipment

Movements in 2021/22:

	Other Land & Buildings	Vehicles, Plant, Furniture & Equipment	Infrastructure Assets	Assets Under Construction	Surplus Assets	Total Property, Plant and Equipment	PFI Assets Included in Property, Plant and Equipment
	£000	£000	£000	£000	£000	£000	£000
<b>Cost or Valuation</b>							
<b>Balance Brought Forward</b>	<b>357,704</b>	<b>41,908</b>	<b>240,204</b>	<b>0</b>	<b>5,700</b>	<b>645,516</b>	<b>17,298</b>
Additions	11,212	978	16,385			<b>28,575</b>	15
Revaluation increases/(decreases) recognised in the Revaluation Reserve	34,323	0	0	0	0	<b>34,323</b>	581
Revaluation increases/(decreases) recognised in the Surplus/Deficit on the Provision of Services	(15,319)	0	0	0	0	<b>(15,319)</b>	1,162
Derecognition – disposals	(498)	0	0	0	0	<b>(498)</b>	0
Assets reclassified (to)/from PPE	0	0	0	0	0	<b>0</b>	0
Assets reclassified (to)/from Investment Properties	(1,003)	0	0	0	0	<b>(1,003)</b>	0
Assets reclassified (to)/from Intangible Assets	0	0	0	0	0	<b>0</b>	0
Assets reclassified (to)/from Assets Held for Sale	(146)	0	0	0	(5,700)	<b>(5,846)</b>	0
<b>At 31 March 2022</b>	<b>386,273</b>	<b>42,886</b>	<b>256,589</b>	<b>0</b>	<b>0</b>	<b>685,748</b>	<b>19,056</b>
<b>Less Accumulated Depreciation and Impairment</b>							
<b>Balance Brought Forward</b>	<b>18,265</b>	<b>32,988</b>	<b>33,132</b>	<b>0</b>	<b>0</b>	<b>84,385</b>	<b>99</b>
Depreciation charge	7,892	2,078	6,020	0	0	<b>15,990</b>	366
Depreciation written out to the Revaluation Reserve	(2,948)	0	(2)	0	0	<b>(2,950)</b>	(244)

	Other Land & Buildings	Vehicles, Plant, Furniture & Equipment	Infrastructure Assets	Assets Under Construction	Surplus Assets	Total Property, Plant and Equipment	PFI Assets Included in Property, Plant and Equipment
	£000	£000	£000	£000	£000	£000	£000
Depreciation written out recognised in the Surplus/Deficit on the Provision of Services	(5,751)	0	2	0	0	(5,749)	(198)
Impairment loss/(reversals) recognised in the surplus/deficit on the Provision of Services	0	0	0	0	0	0	0
Derecognition – disposals	0	0	0	0	0	0	0
<b>At 31 March 2022</b>	<b>17,458</b>	<b>35,066</b>	<b>39,152</b>	<b>0</b>	<b>0</b>	<b>91,676</b>	<b>23</b>
<b>Net Book Value</b>							
<b>at 31 March 2022</b>	<b>368,815</b>	<b>7,820</b>	<b>217,437</b>	<b>0</b>	<b>0</b>	<b>594,072</b>	<b>19,033</b>
<b>at 31 March 2021</b>	<b>339,439</b>	<b>8,920</b>	<b>207,072</b>	<b>0</b>	<b>5,700</b>	<b>561,131</b>	<b>17,199</b>
<b>Nature of Holding at 31 March 2022</b>							
Owned	349,782	7,114	217,437	0	0	574,333	
Leased	0	706	0	0	0	706	
PFI	19,033	0	0	0	0	19,033	
<b>Total</b>	<b>368,815</b>	<b>7,820</b>	<b>217,437</b>	<b>0</b>	<b>0</b>	<b>594,072</b>	

Comparative Movements in 2020/21:

	Other Land & Buildings	Vehicles, Plant, Furniture & Equipment	Infrastructure Assets	Assets Under Construction	Surplus Assets	Total Property, Plant and Equipment	PFI Assets Included in Property, Plant and Equipment
	£000	£000	£000	£000	£000	£000	£000
<b>Cost or Valuation</b>							
<b>Balance Brought Forward</b>	<b>336,928</b>	<b>40,203</b>	<b>217,883</b>	<b>358</b>	<b>5,000</b>	<b>600,372</b>	<b>17,334</b>
Additions	11,682	1,705	22,321	0	0	<b>35,708</b>	(10)
Revaluation increases/(decreases) recognised in the Revaluation Reserve	22,057	0	0	0	0	<b>22,057</b>	581
Revaluation increases/(decreases) recognised in the Surplus/Deficit on the Provision of Services	(12,628)	0	0	(358)	700	<b>(12,286)</b>	(607)
Derecognition – disposals	0	0	0	0	0	<b>0</b>	0
Assets reclassified (to)/from PPE	0	0	0	0	0	<b>0</b>	0
Assets reclassified (to)/from Investment Properties	(335)	0	0	0	0	<b>(335)</b>	0
Assets reclassified (to)/from Intangible Assets	0	0	0	0	0	<b>0</b>	0
Assets reclassified (to)/from Held for Sale	0	0	0	0	0	<b>0</b>	0
<b>At 31 March 2021</b>	<b>357,704</b>	<b>41,908</b>	<b>240,204</b>	<b>0</b>	<b>5,700</b>	<b>645,516</b>	<b>17,298</b>
<b>Less Accumulated Depreciation and Impairment</b>							
<b>Balance Brought Forward</b>	<b>20,611</b>	<b>30,547</b>	<b>27,682</b>	<b>0</b>	<b>0</b>	<b>78,843</b>	<b>293</b>
Depreciation charge	7,852	2,441	5,450	0	0	<b>15,743</b>	50
Depreciation written out to the Revaluation Reserve	(2,645)	0	0	0	0	<b>(2,645)</b>	(244)
Depreciation written out recognised in the Surplus/Deficit on the Provision of Services	(7,556)	0	0	0	0	<b>(7,556)</b>	0
Impairment loss/(reversals) recognised in the surplus/deficit on the Provision of Services	0	0	0	0	0	<b>0</b>	0



	Other Land & Buildings	Vehicles, Plant, Furniture & Equipment	Infrastructure Assets	Assets Under Construction	Surplus Assets	Total Property, Plant and Equipment	PFI Assets Included in Property, Plant and Equipment
	£000	£000	£000	£000	£000	£000	£000
Derecognition – disposals	0	0	0	0	0	0	0
<b>At 31 March 2021</b>	<b>18,262</b>	<b>32,988</b>	<b>33,132</b>	<b>0</b>	<b>0</b>	<b>84,385</b>	<b>99</b>
<b>Net Book Value</b>							
<b>at 31 March 2021</b>	<b>339,442</b>	<b>8,920</b>	<b>207,072</b>	<b>0</b>	<b>5,700</b>	<b>561,134</b>	<b>17,199</b>
<b>at 31 March 2020</b>	<b>316,314</b>	<b>9,656</b>	<b>190,201</b>	<b>358</b>	<b>5,000</b>	<b>521,529</b>	<b>17,041</b>
<b>Nature of Holding at 31 March 2021</b>							
Owned	322,243	7,972	207,072	0	5,700	<b>542,987</b>	
Leased	0	948	0	0	0	<b>948</b>	
PFI	17,199	0	0	0	0	<b>17,199</b>	
<b>Total</b>	<b>339,442</b>	<b>8,920</b>	<b>207,072</b>	<b>0</b>	<b>5,700</b>	<b>561,134</b>	

## Infrastructure Assets

In accordance with the Temporary Relief offered by the Update to the Code on Infrastructure Assets and in accordance with Regulation 30M of the Local Authorities (Capital Finance and Accounting) (England) (Amendment) Regulations 2002, the authority has determined that the carrying amounts to be derecognised for Infrastructure Assets when there is replacement expenditure is nil.

## Depreciation

The following useful lives and depreciation rates have been used in the calculation of depreciation:

- Other Land and Buildings – 1 to 55 years
- Vehicles, Plant, Furniture & Equipment – 1 to 19 years
- Infrastructure – 9 to 40 years

## Capital Commitments

At 31 March 2022, the Authority has entered into one contract for the construction of Property, Plant and Equipment in 2021/22 and future years budgeted to cost £9.7m. Similar commitments at 31 March 2020 were £4.681m. The major commitments are:

- Expansion of Holy Trinity Academy to deliver additional secondary school places; £6.198m was outstanding at 31 March 2022

## 15b. Investment Property

The authority holds a number of individual sites for regeneration and economic development purposes: the Property Investment Portfolio (PIP). Continued investment has allowed the PIP to strengthen and grow and is being used to invest directly into land and property enabling local businesses to expand and attracting new investors which boosts jobs, the economy and generated additional income for the Council, directly through rental income but also from business rates.

There are no restrictions on the Authority's ability to realise the value inherent in its investment property or on the Authority's right to the remittance of income and the proceeds of disposal. The Authority has no contractual obligations to purchase, construct or develop investment property or repairs, maintenance or enhancement.

The following table summarises the movement in the fair value of the investment properties over the year:

2020/21 £000		2021/22 £000
<b>102,143</b>	<b>Balance Brought Forward</b>	<b>107,754</b>
2,381	Additions	5,073
660	Revaluation increase/(decrease) recognised in the revaluation reserve	0
2,804	Revaluation increase/(decrease) met from the Net Surplus/Deficit on the Provision of Services	8,453
(569)	Disposals	(508)
	Transfer:	
335	to/(from) Property, Plant & Equipment	1,003
0	to/(from) Assets Held for Sales	500

2020/21 £000		2021/22 £000
<b>107,754</b>	<b>Balance Carried Forward</b>	<b>122,275</b>

The following items of income and expense have been accounted for in the Financing and Investment Income and Expenditure line in the Comprehensive Income and Expenditure Statement:

2020/21 £000		2021/22 £000
(8,977)	Rental income from Property Portfolio	(9,887)
3,263	Direct operating expenses arising from Property Portfolio	3,112
<b>(5,714)</b>	<b>Net Operational (Gain)/Loss</b>	<b>(6,775)</b>
(3,952)	Net (gain)/loss on revaluation of properties	(8,221)
<b>(9,666)</b>	<b>Total (Gain)/Loss</b>	<b>(14,996)</b>

## 16. Valuation of Property Plant & Equipment and Investment Properties

The Council's property, that was due to be valued this year, was valued on 31<sup>st</sup> December 2021 by internal valuers, Dawn Toy MRICS, Susan Millward MRICS and Caroline Tudor MRICS, all Registered Valuers of Telford & Wrekin Council.

The Authority carries out a rolling programme that ensures that all Property, Plant and Equipment required to be measured at current value is revalued at least every three years. All valuations were carried out internally, with the exception of the Council's Solar Farm which was valued by Strutt & Parker by a RICS Registered Valuer. Valuations of land and buildings were carried out in accordance with the methodologies and bases for estimation set out in the professional standards of the Royal Institution of Chartered Surveyors. Valuations of vehicles, plant, furniture and equipment are based on current prices where there is an active second-hand market or latest list prices adjusted for the condition of the asset.

The valuations were in accordance with the [RICS Valuation – Global Standards 2020 and UK National Supplement 2017](#) (the Red Book) and the International Valuation Standards (IVS).

The valuation of the property was on the basis of:

- existing use value (EUV) assuming that the property would be sold as part of the continuing business and subject to the following special assumptions (owner occupied property).
- fair value (which equates to market value for accounting purposes) for investment property assuming that it would be sold subject to any existing leases and subject to the following special assumptions (Investment Property).
- Market Value assuming that the property would be sold with vacant possession in its existing condition and subject to the following special assumptions (surplus property and property held for development).

The valuer's opinion of Market Value and EUV was primarily derived using:

- The Comparable method for types of property where there is good evidence of previous sales on arm's-length terms,

- Investment method for most commercial (and residential) property that is producing, or has the potential to produce, future cash flows through the letting of the property,
- Depreciated replacement cost approach, because the specialised nature of the asset means that there are no market transactions of this type of asset, except as part of the business or entity.
- The value is being reported on the basis of market value except where DRC method is used due to the specialist nature of the properties.

#### Special assumptions – Operational Property:

- There would be no bids from Special Purchasers.
- It is assumed that the interest being valued can be offered freely and openly in the market, for non specialist property, and based on existing use for specialist property.
- There are no past changes in the physical aspects of the property or asset where the valuer has to assume those changes have not taken place.
- We will ignore any impending or proposed change in the physical circumstances of the property, for example, a new building to be constructed or an existing building to be refurbished or demolished on the valuation date.
- An anticipated change in the mode of occupation or trade at the property –
  - Planning consent has been, or will be, granted for development (including a change of use) at the property. We will also consider the impact of any conditions that may be imposed;
  - A building or other proposed development has been completed in accordance with a defined plan and specification;
  - The property has been changed in a defined way (e.g. removal of process equipment);
  - The property is vacant when, in reality, at the date of valuation it is occupied;
  - That a specific contract was in existence on the valuation date which had not actually been completed;
  - It is let on defined terms when, in reality, at the date of valuation it is vacant; or
  - The exchange takes place between parties where one or more has a special interest and that additional value, or synergistic value, is created as a result of the merger of the interests.
- Damaged property –
  - Treating the property as having been re-instated (reflecting any insurance claims) when it has not;
  - Valuing as a cleared site with development permission assumed for the existing use; or
  - Refurbishment or re-development for a different use reflecting the prospects of obtaining the necessary development permissions.
- Trade related property –
  - Accounts or records of trade would not be available to, or relied upon, by a prospective purchaser;
  - The business is open for trade when it is not;

- The business is closed, when it is actually trading from the property;
  - The inventory has been removed, or is assumed to be in place when it is not;
  - The licences, consents, certificates and/or permits required in order to trade from the property are lost or are in jeopardy;
  - The business will continue to trade on its present terms, including any ties to the landlord for supply of liquor, gaming machines or other goods and services; or the valuation reflects the least cost to replace all elements of the service potential of the property to the owner of the interest being valued, which may include the margin gained from tied wholesale supplies of goods or the supply of services.
- It is assumed that there are no alterations and improvements to be carried out under the terms of a lease.
  - Where a valuation needs to reflect an actual or anticipated marketing constraint, details of that constraint must be agreed and set out in these terms of engagement.
  - If a property or asset cannot be freely or adequately presented to the market, the price is likely to be adversely affected. Before accepting instructions to advise on the likely effect of a constraint, we need to identify whether this arises from an inherent feature of the asset or interest being valued, or from the particular circumstances of the client.
  - If an inherent constraint exists at the valuation date, it is normally possible to assess its impact on value.
  - If an inherent constraint does not exist at the Valuation Date, but is a foreseeable consequence of a particular event or the client requests a valuation on the basis of a specified market restriction, the valuation will be provided on the Special Assumption that the constraint has arisen at the valuation date. Details of the nature of the constraint are to be listed here. It may also be appropriate to provide a valuation without the Special Assumptions in order to demonstrate its impact.
  - Any Special Assumption that specifies a time limit on disposal MUST state the reason for the time limit.
  - The term 'forced sale value' must not be used as this is not a valuation basis. The term is used to reflect pressure on a particular vendor to sell at or by a specific time. The vendor may be subject to external legal or personal factors and therefore the time constraint is not merely a preference of the vendor.
  - That a financial instrument is valued using a yield curve that is different from that which would be used by a market participant.
  - Projected values: These rely wholly on Special Assumptions and may include assumptions such as the state of the market in the future – yields, rental growth, interest rates, etc. The assumptions must be:
    - In accordance with any applicable national or jurisdictional standard.
    - Realistic and credible.
    - Clearly and comprehensively set out in the report.

Lotting assumptions – Property Investment Portfolio (PIP) & Groups of Properties:

- It is assumed that there are no physically separate properties that are occupied by the client where there is a functional dependence between the properties. e.g. a separate car park that is exclusively used by the occupier of the building.
- Due to the nature of the business of the Council, no account will be made where the ownership of a number of separate properties would be of particular advantage to someone as a single owner, because of economies that could result from either increased market share or savings in administration or distribution, such as with a block of offices, shops, factory units, libraries, schools, or drop in or contact centres.
- Where physically-adjointing properties that have been acquired separately by the Council for site assembly for future development/regeneration, the proposed development scheme will be used as the basis of valuation for the assembled site(s).
- No account will be made where individual properties are used collectively or are an essential component of the Council's operation, even though they may cover a large geographical area.
- You have not told us of any groups of properties that you do not want valuing together.
- We will value units with industrial estates, office complexes and local shopping centres within the Property Investment Portfolio as groups of properties

Not all of the properties were inspected. This was neither practicable nor considered by the valuer to be necessary for the purpose of the valuation.

Other Land & Buildings are valued over a 3 year rolling programme, Infrastructure and Vehicles, Plant & Equipment are valued at depreciated historical cost and Community Assets are valued at historical cost. Investment Properties are valued annually.

## **17. Intangible Assets**

The Authority accounts for its software as intangible assets, to the extent that the software is not an integral part of a particular IT System and accounted for as part of the hardware item of Property, Plant and Equipment. The Intangible Assets include purchased licenses.

The carrying amount of Intangible Assets is amortised on a straight-line basis.

The movement on Intangible Asset balances during the year is as follows:

2020/21 £000		2021/22 £000
	Balance at start of the year	
10,390	- Gross Carrying Amount	11,736
(8,401)	- Accumulated Amortisation	(9,398)
<b>1,989</b>	<b>Net Carrying Amount Brought Forward</b>	<b>2,338</b>
	In year movements	
1,346	- Purchases	1,137
(997)	- Amortisation for the Period	(1,086)
<b>349</b>	<b>Net Movements in Year</b>	<b>51</b>
	Balance at end of the year	
11,736	- Gross Carrying Amount	12,873

2020/21 £000		2021/22 £000
(9,398)	- Accumulated Amortisation	(10,484)
<b>2,338</b>	<b>Net Carrying Amount Carried Forward</b>	<b>2,389</b>

### 18. Assets Held for Sale

2020/21 £000		2021/22 £000
<b>6,999</b>	<b>Balance Brought Forward</b>	<b>7,615</b>
526	Additions	1,830
0	Reclassified from / (to) - Property, Plant and Equipment	5,846
0	Reclassified from / (to) – Investment Properties	(500)
0	Revaluation gains	0
40	(Impairment losses) / Revaluation Gains met from the revaluation reserve	(513)
385	(Impairment losses) / Revaluation Gains met from the revaluation reserve	501
(335)	Assets sold	(4,928)
<b>7,615</b>	<b>Balance Carried Forward</b>	<b>9,851</b>

### 19. Heritage Assets

The Council has identified a number of Heritage Assets, as listed below. These are held for the appreciation of the history of the local area. The Council has no cost records for the assets and due to their nature, they cannot be valued effectively. The assets are therefore not recognised in the balance sheet.

Asset	Location
Anstice Backwalls & Ice House	Ironbridge
Bridge Structure, Former Castle	Little Dawley
Canal & 2 Railway Bridges	Coalport
Canal & Lock Gates	Hadley
Canal Basin	Granville Park
Canal Blists Hill to Sutton Hill	Madeley
Captain Webb Memorial	Dawley
Crossing Gates, Station Platform, Sidings	Ironbridge
Furnaces	Granville Park
Incline	Ironbridge
Incline Plane	Coalbrookdale
Incline Plane	Madeley
Ladywood Brickworks	Ironbridge
Loam Hole Dingle	Jiggers Bank
Lydbrook Sandstone Outcrop	Jiggers Bank
Mining Landscape	Shortwood, Wellington
Monument	Lilleshall
Newport Canal	Newport
Norman Chapel	Town Park
Overhead Bridge, Footbridge at Low Level	Madeley
Pumping Engine House Including Reservoir Weirs	Ironbridge
Railway Bridge	Newport
Railway Bridge (Wings)	West of Newport

<b>Asset</b>	<b>Location</b>
Shafts Compressor House	Granville Park
Slag Block Wall	Ironbridge
Station Yard	Coalport
Stirchley Chimney	Stirchley
Stirchley Railway Station	Stirchley
Stirchley Tunnels	Stirchley
Track Beds/Railway Lines	Ironbridge
Ventilation Shaft	Ironbridge
Wappenshall Canal Basin	Wappenshall
Wide waters, Canal Basin	Little Dawley

## **20. Revaluations and Impairment Losses**

During 2021/22, the Authority has recognised a net revaluation gain of £30.244m (2020/21 revaluation gain £18.567m) in relation to Property, Plant & Equipment, Assets Held for Sale and Investment Properties.

Revaluation gains of £39.814m will be held in the Revaluation Reserve or credited to the Comprehensive Income and Expenditure Statement.

Impairment losses of £9.57m will be charged to the Comprehensive Income and Expenditure Statement where there is an insufficient balance held in the Revaluation Reserve for a specific asset being impaired. The charge to the CIES is then reversed out as part of the Movement in Reserves Statement.



## 21. Financial Instruments

The following categories of financial instrument are carried in the Balance Sheet.

### Financial Assets

	Non-current				Current				Total
	Long Term Investments		Long Term Debtors		Investments (inc. Cash & Cash Equivalents)		Debtors		
	2020/21	2021/22	2020/21	2021/22	2020/21	2021/22	2020/21	2021/22	
	£000	£000	£000	£000	£000	£000	£000	£000	
<b>Fair Value through Profit and Loss</b>									
Amortised Cost									
Cash & Cash Equivalents					20,652	36,522			<b>36,522</b>
Debtors*			257	285			29,094	25,081	<b>25,366</b>
Debtors with Subsidiaries							227	334	<b>334</b>
NuPlace Loan			39,845	42,642					<b>42,642</b>
<b>Fair Value through other comprehensive income - designated equity instruments</b>									<b>0</b>
<b>Fair value through other comprehensive income - other</b>									<b>0</b>
<b>Total Financial Assets</b>	<b>0</b>	<b>0</b>	<b>40,102</b>	<b>42,927</b>	<b>20,652</b>	<b>36,522</b>	<b>29,321</b>	<b>25,415</b>	<b>104,864</b>
Non-Financial Assets - Other					120	121	28,788	24,543	<b>24,664</b>
Nuplace Equity	16,300	16,900							<b>16,900</b>
<b>Total</b>	<b>16,300</b>	<b>16,900</b>	<b>40,102</b>	<b>42,927</b>	<b>20,772</b>	<b>36,643</b>	<b>58,109</b>	<b>49,958</b>	<b>146,428</b>

## Financial Liabilities

	Non-Current				Current				Total
	Long Term Borrowing		Long Term Creditors		Short Term Borrowing		Creditors		2021/22
	2020/21	2021/22	2020/21	2021/22	2020/21	2021/22	2020/21	2021/22	
	£000	£000	£000	£000	£000	£000	£000	£000	£000
<b>Fair Value through Profit and Loss</b>									
Amortised Cost									
Borrowing	201,908	231,313			79,177	51,430			<b>282,743</b>
PFI and finance lease liabilities			50,713	47,398			(460)	3,565	<b>50,964</b>
Other Creditors*			0	0			64,010	72,337	<b>72,337</b>
<b>Total Financial Liabilities</b>	<b>201,908</b>	<b>231,313</b>	<b>50,713</b>	<b>47,398</b>	<b>79,177</b>	<b>51,430</b>	<b>63,550</b>	<b>75,902</b>	<b>406,044</b>
Non-Financial Liabilities							16,009	34,840	<b>34,840</b>
<b>Total</b>	<b>201,908</b>	<b>231,313</b>	<b>50,713</b>	<b>47,398</b>	<b>79,177</b>	<b>51,430</b>	<b>79,559</b>	<b>110,742</b>	<b>440,884</b>

\* The value of debtors and creditors reported in the above tables are solely those amounts meeting the definition of a financial instrument. The balance sheet and notes also include balances which do not meet the definition of a financial instrument, such as tax-based debtors and creditors.

## Income, Expense, Gains and Losses

	2020/21		2021/22	
	Surplus or Deficit on the Provision of Services	Other Comprehensive Income and Expenditure	Surplus or Deficit on the Provision of Services	Other Comprehensive Income and Expenditure
	£000	£000	£000	£000
<b>Net Gain/Losses on:</b>				
Financial assets measured at fair value through profit and loss	0	0	0	0
Financial asset measured at amortised cost	0	0	0	0
Investment in equity instrument designated at fair value through other comprehensive income	0	0	0	0
Financial assets measured at fair value through other comprehensive income	0	0	0	0
Financial liabilities measured at fair value through profit and loss	0	0	0	0
Financial liabilities measured at amortised cost	0	0	0	0
<b>Total net gains loss</b>	<b>0</b>	<b>0</b>	<b>0</b>	<b>0</b>
<b>Interest revenue:</b>				
Financial assets measured at amortised cost	0	(1,945)	0	(2,223)
Other financial assets measured at fair value through other comprehensive income	0	0	0	0
<b>Total interest revenue</b>	<b>0</b>	<b>(1,945)</b>	<b>0</b>	<b>(2,223)</b>
<b>Interest expense</b>	<b>0</b>	<b>10,860</b>	<b>0</b>	<b>(10,592)</b>
<b>Fee income</b>				
Financial assets or financial liabilities that are not at fair value through profit and loss	0	0	0	0
Trust and other fiduciary activities	0	0	0	0
<b>Total fee income</b>	<b>0</b>	<b>0</b>	<b>0</b>	<b>0</b>
<b>Fee expense</b>				

	2020/21		2021/22	
	Surplus or Deficit on the Provision of Services	Other Comprehensive Income and Expenditure	Surplus or Deficit on the Provision of Services	Other Comprehensive Income and Expenditure
	£000	£000	£000	£000
Financial assets or financial liabilities that are not at fair value through profit and loss	0	0	0	0
Trust and other fiduciary activities	0	0	0	0
<b>Total fee expense</b>	<b>0</b>	<b>0</b>	<b>0</b>	<b>0</b>

### Fair Values of Assets and Liabilities

Financial liabilities, financial assets represented by loans and receivables and long-term debtors and creditors are carried in the Balance Sheet at amortised cost. Their fair value can be assessed by calculating the present value of the cash flows that will take place over the remaining term of the instruments, using the following assumptions:

- estimated ranges of interest rates are based on new lending rates for equivalent loans at that date.
- no early repayment or impairment is recognised.
- where an instrument will mature in the next 12 months, carrying amount is assumed to approximate to fair value.
- the fair value of trade and other receivables is taken to be the invoiced or billed amount.

The fair values calculated are as follows:

	2020/21		2021/22	
	Carrying Amount £000	Fair Value £000	Carrying Amount £000	Fair Value £000
Financial liabilities	281,085	344,813	282,743	319,025
Long-term creditors	50,713	50,713	47,397	47,397

The fair value of the liabilities is higher than the carrying amount because the Authority's portfolio of loans includes a number of fixed rate loans where the interest rate payable is higher than the prevailing rates at the Balance Sheet date. This shows a notional future loss (based on economic conditions at 31 March 2022) arising from a commitment to pay interest to lenders above current market rates.

	2020/21		2021/22	
	Carrying Amount £000	Fair Value £000	Carrying Amount £000	Fair Value £000
At Cost	16,300	16,300	16,900	16,900
Long-term debtors	40,102	40,102	42,927	42,927

The fair value of the assets is the same as the carrying amount due to the nature of the assets held.

Short term debtors and creditors are carried at cost as this is a fair approximation of their value.

## **22. Nature and Extent of Risks Arising from Treasury Related Financial Instruments**

### **Fair Value of Assets & Liabilities**

Fair Value is defined as the amount for which an asset could be exchanged or a liability settled, assuming that the transaction was negotiated between parties knowledgeable about the market in which they are dealing and willing to buy/sell at an appropriate price, with no other motive in their negotiations other than to secure a fair price.

We have worked in conjunction with Link Treasury Services, our treasury advisors, to produce the following portfolio valuation:

	<b>Nominal/ Principal 31/3/2022 £000</b>	<b>Fair Value 31/3/2022 £000</b>
<b>Financial Assets</b>		
Fixed Term Deposits	0	0
Other	16,900	16,900
<b>Financial Liabilities</b>		
Money Market Loans (inc. LOBO's)	40,000	60,560
PWLB Loans	201,714	217,436
Temporary Loans	41,029	41,029
	<b>282,743</b>	<b>319,025</b>

The assets and liabilities are shown in the balance sheet at Nominal/Principal cost. The above table shows that the fair value of our assets (investments) is the same as the nominal value as they are non-tradeable shares. Whereas, the fair value of our liabilities is more than the amount held on the balance sheet due mainly to the penalties we would incur if we wanted to redeem our liabilities early.

### **Methodology and Assumptions**

The fair value of an instrument is determined by calculating the Net Present Value of future cashflows, which provides an estimate of the value of payments in the future in today's terms. This is the widely accepted valuation technique commonly used by the private sector.

The discount rate used in the NPV calculation should be equal to the current rate in relation to the same instrument from a comparable lender. This will be the rate applicable in the market on the date of valuation, for an instrument with the same duration i.e. equal to the outstanding period from valuation date to maturity. The structure and terms of the comparable instrument should be the same, although for complex structures it is sometimes difficult to obtain the rate for an instrument with identical features in an active market. In such cases, we have used the prevailing rate of a similar instrument with a published market rate, as the discount factor.

### Complexities of the NPV calculation

It is unlikely that the future cash instalments of an instrument will fall in equal time periods from the date of valuation, and there is likely to be a "broken" period from the valuation date to the next instalment. This means that an adjustment needs to be made to each discount factor, in order to take account of the timing inequality.

### Evaluation of PWLB debt

We have used the new borrowing rate, as opposed to the premature repayment rate, as the discount factor for all PWLB borrowing. This is because the premature repayment rate includes a margin which represents the lender's profit as a result of rescheduling the loan, which is not included in the fair value calculation since any motivation other than securing a fair price should be ignored.

### Inclusion of accrued interest

The purpose of the fair value disclosure is primarily to provide a comparison with the carrying value in the Balance Sheet. Since this will include accrued interest as at the Balance Sheet date, we have also included accrued interest in the fair value calculation. This figure will be calculated up to and including the valuation date.

### Discount rates used in NPV calculation

The rates quoted in this valuation were obtained by Link Treasury Services Ltd from the market on 31st March, using bid prices where applicable.

### Assumptions:

It is noted that the following assumptions do not have a material effect on the fair value of the instrument:

- Interest is calculated using the most common market convention, Actual Days/365.
- Where interest is paid/received every 6 months on a day basis, the value of interest is rounded to 2 equal instalments.
- For fixed term deposits it is assumed that interest is received on maturity, or annually if duration is > 1 year.
- We have not adjusted the interest value and date where a relevant date occurs on a non-working day.

### Exposure to Risk

The Authority's activities expose it to a variety of financial risks:

- credit risk – the possibility that other parties might fail to pay amounts due to the Authority.
- liquidity risk – the possibility that the Authority might not have funds available to meet its commitments to make payments.
- market risk – the possibility that financial loss might arise for the Authority as a result of changes in such measures as interest rates and stock market movements.

The Authority's overall risk management programme focuses on the unpredictability of financial markets and seeks to minimise potential adverse effects on the resources available to fund services. Risk management on investments is carried out by a central treasury team, under policies approved by the Council in the annual treasury management strategy. The Council provides written principles for overall risk management, as well as written policies covering specific areas, such as interest rate risk, credit risk, and the investment of surplus cash.

## Credit risk

Credit risk arises from deposits with banks and financial institutions, as well as credit exposures to the Authority's customers. Deposits are not made with banks and financial institutions unless they are rated independently with a minimum short term rating of A+, a minimum long term rating of F1+, a minimum support rating of 3, a minimum individual rating of C and a minimum sovereign rating of AA-. In conjunction with our treasury advisors these are overlaid with credit default swaps to produce a lending list governing both value and length of investment. The Authority has a policy of not lending more than £15m to any one institution.

The following analysis summarises the Authority's potential maximum exposure to credit risk, based on experience of default and non-collection over the last five financial years, adjusted to reflect current market conditions.

	Amount at 31 March 2022	Historical experience of default	Historical experience adjusted for market conditions at 31 March 2022 (rounded to 3 decimal place)	Estimated maximum exposure to default and uncollectability
	£000s	%	%	£000s
	A	B	C	A * C
Deposits with banks and financial institutions	0	0	0	0
Other	16,900	0	0	0
Debtors	49,957	0	13.943	6,966
<b>Total</b>	<b>66,857</b>	<b>0</b>	<b>10.419</b>	<b>6,966</b>

The Council has not experienced any defaults with any of the above counterparty types in the last 10 years. No credit limits were exceeded during the reporting period and the Authority does not expect any losses from non-performance by any of its counterparties in relation to deposits and bonds. The Council has one long term investment which is our wholly owned subsidiary NuPlace where we hold a mixture of equity (classed as 'Other' in the above analysis) and debt. The equity is not traded therefore has no credit risk. Link Treasury Service's, the Council's independent treasury advisor, have reviewed the Expected Credit Losses associated with the debt and these are not deemed to be material.

## Liquidity risk

As the Authority has ready access to borrowings from the Public Works Loans Board, there is no significant risk that it will be unable to raise finance to meet its commitments under financial instruments. Instead, the risk is that the Authority will be bound to replenish a significant proportion of its borrowings at a time of unfavourable interest rates, which is managed by the Chief Finance Officer taking advice from the Councils Treasury Advisors and with reference to maturity profiles.

The maturity analysis of long term financial liabilities can be found in the table on page 105.

All trade and other payables are due to be paid in less than one year.

## **Market risk**

### **Interest rate risk**

The Authority is exposed to significant risk in terms of its exposure to interest rate movements on its borrowings and investments. Movements in interest rates have a complex impact on the Authority. For instance, a rise in interest rates would have the following effects:

- borrowings at variable rates – the interest expense charged to the Income and Expenditure Account will rise.
- borrowings at fixed rates – the fair value of the liabilities borrowings will fall.
- investments at variable rates – the interest income credited to the Income and Expenditure Account will rise.
- investments at fixed rates – the fair value of the assets will fall.

Borrowings are not carried at fair value, so nominal gains and losses on fixed rate borrowings would not impact on the Comprehensive Income and Expenditure Account. However, changes in interest payable and receivable on variable rate borrowings and investments will be posted to the Income and Expenditure Account and affect the General Fund Balance pound (£) for pound (£). Movements in the fair value of fixed rate investments will be reflected in the Comprehensive Income and Expenditure Account.

The Authority has a number of strategies for managing interest rate risk. The policy is to have a maximum of 70% of its borrowings in variable rate loans. During periods of falling interest rates, and where economic circumstances make it favourable, fixed rate loans will be repaid early to limit exposure to losses. The risk of loss is ameliorated by the fact that a proportion of Government grant payable on financing costs will normally move with prevailing interest rates or the Authority's cost of borrowing and provide compensation for a proportion of any higher costs.

The treasury management team has an active strategy for assessing interest rate exposure that feeds into the setting of the annual budget and which is used to update the budget quarterly during the year. This allows any adverse changes to be accommodated. The analysis will also advise whether new borrowing taken out is fixed or variable.

In line with our Treasury Strategy, the Authority has taken advantage of low level of interest on short-term borrowing in order to reduce cost. The Authority will continue to engage with our external treasury advisor, Link Treasury Services Ltd, to monitor interest rates and lock into long term borrowing when it is prudent to do so.

### **Price risk**

The Authority does not generally invest in equity shares. The Authority is not consequently exposed to losses arising from movements in the prices of the shares. We do however hold shares in NuPlace however these are non-traded stocks and therefore there is no price risk.

### **Foreign exchange risk**

The Authority has no financial assets or liabilities denominated in foreign currencies and thus has no exposure to loss arising from movements in exchange rates.

**Financial Instruments Adjustment Account** – this account holds the accumulated difference between the financial costs included in the Income and Expenditure Account and



the accumulated financing costs required in accordance with regulations to be charged to the General Fund balance.

The **Available-for-Sale Reserve** is a revaluation reserve used to manage the fair value process for these financial assets. It is permitted to have a negative value provided that the losses posted to it are not impairment losses.

### Sensitivity Analysis

At the 31<sup>st</sup> March 2022 the Council had both fixed and variable investments and borrowings. A sensitivity analysis has been carried out to assess the impact that increases or decreases in interest rates would have on the budget.

The table below shows an analysis of investments and borrowing into fixed and variable together with the impact of a 1% change in interest rates.

	<b>Investments</b>	<b>Borrowing</b>	<b>Net Total</b>	<b>1% Movement</b>
	<b>£000</b>	<b>£000</b>	<b>£000</b>	<b>£000</b>
Variable	(36,522)	51,430	14,908	149.1
Fixed	(16,900)	231,313	214,413	0.0
<b>Total</b>	<b>(53,422)</b>	<b>282,743</b>	<b>229,321</b>	<b>116.4</b>

A 1% change in interest rates would have an impact on the budget of £0.116m, this is because at 31<sup>st</sup> March 2022 more variable borrowing than variable investments were held. The most likely next move in interest rates at 31<sup>st</sup> March 2022 is upward and this would lead to a net increase in borrowing costs based on the position at 31<sup>st</sup> March 2022. The Council is managing ongoing maturity profiles for both investments and borrowing.

### Long Term Borrowing

<b>Source of Loan</b>	<b>Range of Interest rates payable (%)</b>		<b>Total Outstanding</b>	
	<b>Min.</b>	<b>Max.</b>	<b>2020/21 £000</b>	<b>2021/22 £000</b>
Public Works Loan Board	1.2%	9.38%	161,908	191,313
Money Market Loans (including LOBOs)	3.98%	4.5%	40,000	40,000
			<b>201,908</b>	<b>231,313</b>

An analysis of loans by maturity is:

	<b>2020/21 £000</b>	<b>2021/22 £000</b>
Maturing in 1-2 years	7,155	10,250
Maturing in 2-5 years	21,634	31,807
Maturing in 5-10 years	27,402	42,899
Maturing in more than 10 years	145,717	146,357
	<b>201,908</b>	<b>231,313</b>

	2020/21 £000	2021/22 £000
Total Long Term Borrowing	201,908	231,313
Temporary Borrowing	79,177	51,430
<b>Total Borrowing</b>	<b>281,085</b>	<b>282,743</b>

In total, fixed and temporary borrowing increased by £1.658m, from £281.085m to £282.743 during the year. This was due to capital expenditure incurred during 2021/22 offset by positive cash flow.

### 23. Debtors

2021/22 £000		2021/22 £000
	Amounts falling due in one year:	
5,946	Central Government	6,335
347	Other Local Authorities	3,847
1,502	NHS Bodies	5,318
0	Public Corporations and Trading Funds	0
227	Amounts due from Subsidiaries	334
39,575	Other Entities and Individuals	34,124
<b>47,597</b>	<b>Gross Debtors</b>	<b>49,958</b>
(6,637)	Provision for Expected Credit Loss & Incurred Loss	(6,966)
<b>40,960</b>	<b>Total</b>	<b>42,992</b>

### Provision for Expected Credit Loss & Incurred Loss

2020/21 £000		2021/22 £000
(266)	Rent associated with Property Investment	(234)
(160)	Sales Ledger	(160)
(2,536)	Benefits overpayments	(2,224)
(3,675)	Other provisions	(4,348)
<b>(6,637)</b>	<b>Total</b>	<b>(6,966)</b>

### 24. Investments

In total the Council's investments held at 31<sup>st</sup> March 2022 increased by £16.47m as a result of additional cash holdings (£15.87) and further acquisition of share capital in our wholly owned subsidiary (£0.6m).

The Council has long term investments, totalling £16.9m, comprising of share capital in its wholly owned subsidiary. Investments are shown in the Balance Sheet at cost.

The Council has no short fixed term deposits, with the exception call accounts which include Money Market Funds and deposits placed overnight with the Debt Management Office (DMO). Such amounts are shown within cash and cash equivalents.

## Summary of Investments

2020/21 £000	Category	2021/22 £000
	<b>Long Term Investments</b>	
0	Fixed Term Deposits	0
16,300	Other	16,900
<b>16,300</b>	<b>Total Long Term</b>	<b>16,900</b>
	<b>Short Term Investments</b>	
0	Fixed Term Deposits	0
<b>0</b>	<b>Total Short Term</b>	<b>0</b>
<b>20,652</b>	<b>Cash &amp; Cash Equivalent Investments</b>	<b>36,522</b>
<b>36,952</b>	<b>Total Investments</b>	<b>53,422</b>

Investments are valued as "loans and receivables". See also Note 22 on Fair Value.

## 25. Cash and Cash Equivalents

The balance of Cash and Cash Equivalents is made up of the following elements:

2020/21 £000		2021/22 £000
3,072	Bank current accounts	3,842
17,580	Call Accounts	32,680
<b>20,652</b>	<b>Cash and Cash Equivalent Investments</b>	<b>36,522</b>
120	Cash held by the Authority	121
<b>20,772</b>	<b>Total Cash and Cash Equivalents</b>	<b>36,643</b>
0	Bank Account Overdrawn	0
<b>20,772</b>	<b>Net Cash Position for Cash Flow Purposes</b>	<b>36,643</b>

## 26. Provisions

	1 <sup>st</sup> April 2021 £000	Transfers/ Receipts in year £000	Transfers/ Payments in year £000	31 <sup>st</sup> March 2022 £000
Restructure Provision	<b>48</b>	250	0	<b>298</b>
Single Status Provision – Schools	<b>3,175</b>	0	(72)	<b>3,103</b>
Single Status Provision – Non Schools	<b>9,417</b>	0	0	<b>9,417</b>
NDR Appeals Provision	<b>3,975</b>	1,281	(3,975)	<b>1,281</b>
<b>Total</b>	<b>16,615</b>	<b>1,531</b>	<b>(4,047)</b>	<b>14,099</b>
2020/21	15,326	3,976	(2,687)	16,615

**Restructure Provision** - the accounts include a provision to meet committed severance costs which relate to the ongoing restructuring programme which is part of the Council's strategy for delivering savings. The amount in the provision at 31<sup>st</sup> March 2022 was £0.298m. It is anticipated that an element of this will be funded from Capital Receipts in 2022/23.

**Single Status** - Single Status is a national pay and conditions agreement for staff employed under NJC terms and conditions, who form a significant proportion of the Council's workforce. The agreement is effective from 1<sup>st</sup> April 2007, however the process is not yet complete and it has been necessary to include a provision against the potential costs in the 2021/22 accounts, as was the case last year and previous years. The total amount in the provision at 31<sup>st</sup> March 2022 was £12.520m (of which £9.417m related to General Fund).

**NDR Appeals** – under the new arrangements for the retention of business rates, authorities are required to make a provision for refunding ratepayers who successfully appeal against the rateable value of their property on the rating list. Based on information relating to outstanding appeals provided by the Valuation Office, £2.614m is estimated as the amount required to set aside for this purpose in the 2021/22 accounts (£8.1m in 2020/21). Telford & Wrekin Council's proportion of this is £1.281m (49%) (£4.0m in 2020/21).

## 27. Creditors

2020/21 £000		2021/22 £000
12,189	Central Government	28,950
1,700	Other Local Authorities	2,530
0	NHS Bodies	0
1,020	Public Corporations and Trading Funds	1,051
0	Amounts due to Subsidiaries	0
65,110	Other Entities and Individuals	74,646
(460)	PFI and Leases	3,565
<b>79,559</b>	<b>Total</b>	<b>110,742</b>

## 28. Private Finance Initiatives and Similar Contracts

The Council entered into a PFI transaction in March 2006 for the provision of school and leisure facilities at Hadley Learning Community and Queensway for £289m. The value of assets held and shown within Property, Plant & Equipment is £19.033m. The equivalent figure for 2020/21 was £17.2m. The PFI scheme relates to a number of properties of which Hadley Learning Community Primary and Secondary schools and Queensway North converted to Academy status during 2017/18 and as such these assets do not appear on our Balance Sheet. The Bridge School and four properties formerly used as children's residential homes remain with the Council.

A finance lease creditor has also been recognised to the value of £63.611m as at 31<sup>st</sup> March 2022. The payment made to the operator has been analysed between the service element and the interest charge. The latter has added £4.2m to the interest paid for 2021/22. Amounts due are shown in the table below:

	2020/21				2021/22			
	Service	Lifecycle	Interest	Finance Lease	Service	Lifecycle	Interest	Finance Lease
	£000	£000	£000	£000	£000	£000	£000	£000
Within 1 year	2,925	3,923	4,292	(850)	2,666	333	4,213	3,219

	2020/21				2021/22			
	Service	Lifecycle	Interest	Finance Lease	Service	Lifecycle	Interest	Finance Lease
	£000	£000	£000	£000	£000	£000	£000	£000
2 to 5 years	12,450	2,633	15,382	12,144	6,388	6,373	14,528	15,921
6 to 10 years	17,395	6,902	14,046	17,733	13,183	4,647	12,480	26,014
11 to 15 years	14,522	3,504	4,465	20,696	9,091	1,686	2,670	18,457
16 to 20 years	0	0	0	0	0	0	0	0

The Council entered into a PFI transaction in March 2006 for the provision of school and leisure facilities at Hadley Learning Community and Queensway for £289m.

Unitary payments are being paid to the operator, and PFI credits received from the Government as a specific annual grant from 2007/08, when all of the buildings became operational. In 2021/22 the Authority made payments of £10.845m in respect of this PFI contract with Interserve Limited. The Authority is committed to making payments estimated at £9,071,500 pa (index linked starting point September 2006) until the contract expiry date of 2034. The Council has approved a budget strategy which makes provision for its future commitments inline with the PFI Contract.

## 29. Usable Reserves - Transfers to/from Earmarked Reserves & Balances

Movements in the Authority's usable reserves are detailed in the Movement in Reserves Statement and below.

This note sets out the amounts set aside from General Fund balances in earmarked reserves to provide financing for future expenditure plans and the amounts posted back from earmarked reserves to meet General Fund expenditure in 2021/22.

	General Fund Balance	Earmarked General Fund Reserves*	School Balances	Revenue Grants & Other Balances	Capital Grants Unapplied	Total Usable Reserves
	£000	£000	£000	£000	£000	£000
<b>Balance at 31 March 2020 Brought Forward</b>	<b>5,229</b>	<b>81,674</b>	<b>5,449</b>	<b>211</b>	<b>22,426</b>	<b>114,989</b>
Movement / Use of reserves during 2020/21	(11)	30,948	3,954	154	1,466	<b>36,511</b>
<b>Balance at 31 March 2021 carried forward</b>	<b>5,218</b>	<b>112,622</b>	<b>9,403</b>	<b>365</b>	<b>23,892</b>	<b>151,500</b>
Movement / Use of reserves during 2021/22	(111)	(7,420)	1,545	(227)	(7,709)	<b>(13,922)</b>

	General Fund Balance	Earmarked General Fund Reserves*	School Balances	Revenue Grants & Other Balances	Capital Grants Unapplied	Total Usable Reserves
	£000	£000	£000	£000	£000	£000
<b>Balance at 31 March 2022 carried forward</b>	<b>5,107</b>	<b>105,202</b>	<b>10,948</b>	<b>138</b>	<b>16,183</b>	<b>137,578</b>

### Analysis of Earmarked General Fund Reserves

	1 <sup>st</sup> April 2021	Payments	Receipts	31 <sup>st</sup> March 2022
	£000	£000	£000	£000
Investment in Council Priorities Fund	10,000	(45)	0	9,955
S31 Grant – COVID NDR reliefs collection fund deficit	15,740	(15,383)	7,321	7,678
HCA Land Deal funds	7,943	(1,769)	120	6,294
Capacity Fund & Invest to Save	5,566	(839)	1,500	6,227
COVID 19 Emergency Fund	3,000	0	0	3,000
NDR Equalisation Account	4,531	(1,870)	0	2,661
Inflation Pressures	0	0	2,450	2,450
Public Health Grant	1,666	(210)	989	2,445
COVID Recovery & Regeneration Activities	1,250	(162)	1,107	2,195
Self Insurance Fund	1,821	(288)	274	1,807
Severance Fund	1,110	0	500	1,610
Hadley PFI Sinking Fund	1,437	(11,113)	11,264	1,588
COVID Hardship Grant	421	0	906	1,327
Community Action Teams – 3 yr funding	1,655	(370)	0	1,285
Covid Contain Outbreak Management Fund Balance and Test & Trace Grant Balance	4,825	(3,616)	0	1,209
BCF Reserve	734	0	435	1,169
Pride in Your High Street 2019	1,000	0	0	1,000
CSE Inquiry	2,260	(2,260)	1,000	1,000
Reserves earmarked as part of medium term Service and Financial Planning Strategy <sup>(1)</sup>	21,716	(65)	51	21,702
Other reserves below £1,000,000 <sup>(2)</sup>	25,947	(6,396)	9,049	28,600
<b>Total</b>	<b>112,622</b>	<b>(44,386)</b>	<b>36,966</b>	<b>105,202</b>

	<b>1<sup>st</sup> April 2021</b>	<b>Payments</b>	<b>Receipts</b>	<b>31<sup>st</sup> March 2022</b>
	<b>£000</b>	<b>£000</b>	<b>£000</b>	<b>£000</b>
<b>Previous Year</b>	<b>81,674</b>	<b>(38,750)</b>	<b>69,698</b>	<b>112,622</b>

- 1 The balances have been set aside to support the medium term financial strategy. Due to the number of uncertainties about future funding, including major planned reforms to the local government finance system currently postponed and Adult Social Care Reform, it is prudent to hold sufficient reserves to ensure a sustainable financial position.
- 2 The total includes residual grant balances: Public Health Grant, Specific Covid Grant Funding and Improved Better Care Fund Grant; provision for insurance excesses and funding committed for the capital programme. There are also a number of service balances which support the delivery and development of services, such as to provide Youth Unemployment support, Public Transport Initiatives and homelessness prevention. A robust review of all reserves and balances is undertaken annually as part of the Medium Term Financial Planning Process and a detailed schedule is included in the Medium Term Financial Strategy.

### **30. School Balances**

School balances do not form part of the Council's General Fund Balances. They are held separately and are solely for use by schools. The balances held are as follows:

<b>2020/21 £000</b>		<b>2021/22 £000</b>
8,315	School Balances – Revenue	9,801
1,088	School Balances - Capital	1,147
<b>9,403</b>	<b>Total School Balances</b>	<b>10,948</b>

### **31. Unusable Reserves**

<b>2020/21 £000</b>		<b>2021/22 £000</b>
119,263	Revaluation Reserve	150,122
135,046	Capital Adjustment Account	137,128
(7,702)	Financial Instruments Adjustment Account	(7,520)
(375,392)	Pensions Reserve	(360,325)
(15,777)	Collection Fund Adjustment Account	(2,368)
(2,541)	Accumulated Absences Account	(1,997)
<b>(147,103)</b>	<b>Total Unusable Reserves</b>	<b>(84,960)</b>

### **Revaluation Reserve**

The Revaluation Reserve contains the gains made by the Authority arising from increases in the value of its Property, Plant and Equipment. The balance is reduced when assets with accumulated gains are:

- revalued downwards or impaired and the gains are lost,
- used in the provision of services and the gains are consumed through depreciation, or

- disposed of and the gains are realised.

The Reserve contains only revaluation gains accumulated since 1 April 2007, the date that the Reserve was created. Accumulated gains arising before that date are consolidated into the balance on the Capital Adjustment Account.

2020/21 £000		2021/22 £000
<b>99,154</b>	<b>Balance brought forward</b>	<b>119,263</b>
22,752	Upwards revaluation of assets	34,475
0	Downward revaluations of assets and impairment losses not charged to the Surplus/Deficit on provision of services	0
(2,643)	Difference between fair value depreciation and historical cost depreciation	(2,951)
0	Accumulated gains and losses on assets sold or scrapped	(665)
<b>119,263</b>	<b>Balance carried forward</b>	<b>150,122</b>

### Capital Adjustment Account

The Capital Adjustment Account absorbs the timing differences arising from the different arrangements for accounting for the consumption of non-current assets and for financing the acquisition, construction or enhancement of those assets under statutory provisions. The Account is debited with the cost of acquisition, construction or enhancement as depreciation, impairment losses and amortisations are charged to the Comprehensive Income and Expenditure Statement (with reconciling postings from the Revaluation Reserve to convert fair value figures to a historical cost basis). The Account is credited with the amounts set aside by the Authority as finance for the costs of acquisition, construction and enhancement.

The Account contains accumulated gains and losses on Investment Properties and gains recognised on donated assets that have yet to be consumed by the Authority.

The Account also contains revaluation gains accumulated on Property, Plant and Equipment before 1 April 2007, the date that the Revaluation Reserve was created to hold such gains. Note 15 provides details of the source of all the transactions posted to the Account, apart from those involving the Revaluation Reserve.

2020/21 £000		2021/22 £000
<b>119,285</b>	<b>Balance Brought Forward</b>	<b>135,046</b>
11,580	Charges for depreciation and impairment of non-current assets	28,601
(997)	Amortisation of intangible assets	(1,086)
(11,139)	Revenue expenditure funded from capital under statute	(23,245)
422	Amounts of non-current assets written off on disposal or sale as part of the gain/loss on disposal to the Comprehensive Income and Expenditure Statement	(4,174)
(20,109)	Adjustments in relation to the Revaluation Reserve	(30,857)
2,551	Capital financing - Capital receipts	5,453
32,749	- Capital grants and contributions	31,584



2020/21 £000		2021/22 £000
	credited to the Comprehensive Income and Expenditure Statement that have been applied to capital financing	
4,167	Minimum Revenue Provision	4,259
(3,463)	Movements in the market value of Investment Properties debited or credited to the Comprehensive Income and Expenditure Statement	(8,453)
<b>135,046</b>	<b>Balance Carried Forward</b>	<b>137,128</b>

### Financial Instruments Adjustment Account

The Financial Instruments Adjustment Account absorbs the timing differences arising from the different arrangements for accounting for income and expenses relating to certain financial instruments and for bearing losses or benefiting from gains per statutory provisions.

The Authority uses the account to manage premiums paid on the early redemption of loans. Premiums are debited to the Comprehensive Income and Expenditure Statement when they are incurred, but reversed out of the General Fund Balance to the account in the Movement in Reserves Statement. Over time, the expense is posted back to the General Fund Balance in accordance with statutory arrangements for spreading the burden on council tax. In the Authority's case, this period is the unexpired term that was outstanding on the loans when they were redeemed.

2020/21 £000		2021/22 £000
<b>(7,945)</b>	<b>Balance Brought Forward</b>	<b>(7,702)</b>
243	Proportion of premiums/discounts incurred in previous financial years to be apportioned against the General Fund Balance in accordance with statutory requirements	182
0	Premium/discount on loan redemption	0
<b>(7,702)</b>	<b>Balance Carried Forward</b>	<b>(7,520)</b>

### Pensions Reserve

The Pensions Reserve absorbs the timing differences arising from the different arrangements for accounting for post-employment benefits and for funding benefits in accordance with statutory provisions. The Authority accounts for post-employment benefits in the Comprehensive Income and Expenditure Statement as the benefits are earned by employees accruing years of service, updating the liabilities recognised to reflect inflation, changing assumptions and investment returns on any resources set aside to meet the costs. However, statutory arrangements require benefits earned to be financed as the Authority makes employer's contributions to pension funds or eventually pays any pensions for which it is directly responsible. The debit balance on the Pensions Reserve therefore shows a substantial shortfall in the benefits earned by past and current employees and the resources the Authority has set aside to meet them. The statutory arrangements will ensure that funding will have been set aside by the time the benefits come to be paid.

2020/21 £000		2021/22 £000
<b>(328,327)</b>	<b>Balance Brought Forward</b>	<b>(375,392)</b>
(30,003)	Actuarial (gains) or losses on pensions assets and liabilities	40,947
(476)	Added Years	(665)
(31,316)	Reversal of items relating to retirement benefits debited or credited to the (Surplus) or Deficit on the Provision of Services in the Comprehensive Income and Expenditure Statement	(40,443)
14,730	Employer's pensions contributions and direct payments to pensioners payable in the year	15,228
<b>(375,392)</b>	<b>Balance Carried Forward</b>	<b>(360,325)</b>

### Collection Fund Adjustment Account

The Collection Fund Adjustment Account manages the differences arising from the recognition of council tax income in the Comprehensive Income and Expenditure Statement as it falls due from council tax payers compared with the statutory arrangements for paying across amounts to the General Fund from the Collection Fund.

2020/21 £000		2021/22 £000
<b>5,301</b>	<b>Balance Brought Forward</b>	<b>(15,777)</b>
(21,078)	Amount by which council tax and Non Domestic Rate income credited to the CIES is different from council tax and Non Domestic Rate income calculated for the year in accordance with statutory requirements	13,409
<b>(15,777)</b>	<b>Balance Carried Forward</b>	<b>(2,368)</b>

### Accumulated Absences Account

The Accumulated Absences Account absorbs the differences that would otherwise arise on the General Fund Balance from accruing for compensated absences earned but not taken in the year, e.g. annual leave entitlement carried forward at 31 March. Statutory arrangements require that the impact on the General Fund Balance is neutralised by transfers to or from the Account.

2020/21 £000		2021/22 £000
<b>(1,854)</b>	<b>Balance Brought Forward</b>	<b>(2,541)</b>
1,854	Settlement or cancellation of accrual made at the end of the preceding year	2,541
(2,541)	Amounts accrued at the end of the current year	(1,997)
<b>(2,541)</b>	<b>Balance Carried Forward</b>	<b>(1,997)</b>
687	Amount by which officer remuneration charged to the CIES on an accruals basis is different from remuneration chargeable in the year in accordance with statutory requirements	544

### **32. Revenue Expenditure Funded from Capital Under Statute**

Revenue Expenditure funded from Capital under Statute is created when expenditure, classified as capital expenditure with respect to capital controls, does not result in the creation of a fixed asset. During 2021/22 expenditure on this totalled £23.245m. However, none of this expenditure created a benefit to the Authority beyond the financial year in which it was incurred. Consequently, the net cost has been transferred to the Capital Adjustment Account during the year.

### **33. Usable Capital Receipts Reserve**

2020/21 £000		2021/22 £000
0	<b>Balance Brought Forward</b>	0
2,551	Capital receipts received during year	5,453
(2,551)	Less Capital receipts used for financing during year	(5,453)
0	<b>Balance Carried Forward</b>	0

The usable capital receipts reserve represents the capital receipts available to finance capital expenditure. The balance was nil at 31<sup>st</sup> March.

### **34. Capital Expenditure and Capital Financing**

The total amount of capital expenditure incurred in the year is shown in the table below (including the value of assets acquired under finance leases and PFI/PPP contracts), together with the resources that have been used to finance it. Where capital expenditure is to be financed in future years by charges to revenue as assets are used by the Authority, the expenditure results in an increase in the Capital Financing Requirement (CFR), a measure of the capital expenditure incurred historically by the Authority that has yet to be financed. The CFR is analysed in the second part of this note.

2020/21 £000		2021/22 £000
<b>460,084</b>	<b>Opening Capital Financing Requirement</b>	<b>480,078</b>
	<b>Capital Investment</b>	
35,109	Property, Plant & Equipment	28,435
2,381	Investment Properties	5,073
526	Assets Held for Sale	1,830
1,346	Intangible Assets	1,137
11,139	Revenue Expenditure funded from Capital under Statute (REFCUS)	23,245
3,000	Long Term Investments	600
7,286	Capital Loans	2,797
600	Leased Vehicles	140
	<b>Sources of Finance</b>	
(2,551)	Capital Receipts	(5,453)
(1,926)	Finance Leases & De Minimis Capital Expenditure	(1,899)
(32,749)	Government Grants and Other Contributions	(31,584)
(4,167)	Revenue Provision (NB: includes MRP)	(4,259)
<b>480,078</b>	<b>Closing Capital Finance Requirement</b>	<b>500,140</b>
19,994	Movement for Year	20,062
	Explanation of movements in the year	
0	Increase in underlying need to borrow (supported by Government financial assistance)	0

2020/21 £000		2021/22 £000
19,994	Increase in underlying need to borrow (unsupported by Government financial assistance)	20,062
<b>19,994</b>	<b>Increase/(decrease) in Capital Financing Requirement</b>	<b>20,262</b>

The main items of capital expenditure during the year related to improving schools, roads, local housing improvements, ICT, Town Centre Regeneration, Property Investment Programme and Street Lighting, some of which would be classed as REFCUS.

At 31<sup>st</sup> March 2022 there was one significant contract in place with outstanding commitments of £6.198m, as detailed in note 15.

### **35. Minimum Revenue Provision**

The net amount charged to revenue in compliance with the statutory requirement to set aside a minimum revenue provision is as follows:

2020/21 £000		2021/22 £000
3,777	Principal Repayment of external loans	3,912
0	Adjustment for prior year overpayments	0
390	Principal Repayment of leases	347
<b>4,167</b>	<b>Total</b>	<b>4,259</b>

### **36. Cash Flow Statement – Adjustments to net surplus or deficit on the provision of services for non-cash movements**

2020/21 £000		2021/22 £000
(8,197)	Impairment and depreciation of property, plant and equipment and intangible assets	(18,488)
56	(Increase)/decrease in interest creditors	(72)
(28,551)	(Increase)/decrease in creditors	(13,699)
(3)	Increase/(decrease) in interest/dividend debtors	(3)
14,382	Increase/(decrease) in debtors	7,578
73	Increase/(decrease) in inventories	(5)
(17,062)	Pension Liability	(25,880)
(1,289)	Contribution (to)/from provisions	2,516
(905)	Carrying amount of non-current assets sold	(5,935)
(3,465)	Movement in Investment Property Values	(8,453)
<b>(44,961)</b>	<b>Total</b>	<b>(62,441)</b>

### **37. Cash Flow Statement – Adjustments for items included in the net surplus or deficit on the provision of services that are investing and financing activities**

2020/21 £000		2021/22 £000
34,215	Capital grants credited to surplus or deficit on the provision of services	23,875
0	Proceeds from sale of short and long term investments	0
2,551	Proceeds from the sale of property, plant and equipment, investment property and intangible assets	5,453
<b>36,766</b>	<b>Total</b>	<b>29,328</b>

### 38. Cash Flow Statement – Investing Activities

2020/21 £000		2021/22 £000
35,600	Purchase of property, plant and equipment, investment property and intangible assets	29,753
3,000	Purchase of short-term and long-term investments	600
7,286	Other payments for investing activities	2,797
4,450	Proceeds from the sale of property, plant and equipment, investment property and intangible assets	(10,996)
0	Proceeds from short-term and long-term investments	0
(33,699)	Other receipts from investing activities	(25,527)
<b>16,637</b>	<b>Net cash flows from investing activities</b>	<b>(3,373)</b>

### 39. Cash Flow Statement – Financing Activities

2020/21 £000		2021/22 £000
(130,500)	Cash receipts of short and long term borrowing	(109,000)
15,491	Other (receipts)/charges from financing activities	(10,846)
(1,562)	Appropriation to/from Collection Fund Adjustment Account	2,448
125,601	Repayments of short and long term borrowing	107,342
3,384	Cash payments in relation to finance leases and PFI agreements	3,470
<b>12,414</b>	<b>Net cash flows from financing activities</b>	<b>(6,586)</b>

### 40. Cash Flow Statement – Operating Activities

The cash flow for operating activities includes the following items:

2020/21 £000		2021/22 £000
(1,945)	Interest received	(2,226)
10,860	Interest paid	10,520
(156)	Dividend Received	(163)
<b>8,759</b>	<b>Net cash flows from operating activities</b>	<b>8,131</b>

### 41. Grant Income

The Authority credited the following grants, contributions and donations to the Comprehensive Income and Expenditure Statement:

2020/21 £000		2021/22 £000
	<b>Credited to Taxation and Non Specific Grant Income</b>	
9,972	Revenue Support Grant	10,027
4,970	Non Domestic Rates Top Up Grant	5,028
19,491	Section 31 Grant	9,118
<b>34,433</b>	<b>Total – Credited to Taxation and Non Specific Grant Income</b>	<b>24,173</b>
	<b>Credited to Services</b>	
100,863	Dedicated Schools Grant	106,786
51,824	Mandatory Rent Allowances Subsidy	47,641
12,702	Public Health Grant	12,808

2020/21 £000		2021/22 £000
7,594	Improved Better Care Fund	6,819
6,288	Pupil Premium Grant	6,507
4,738	Adult Social Care Grant	5,991
10,029	Covid-19 LA Support Grant	5,179
6,342	New Homes Bonus	3,493
0	COVID Additional Restrictions Fund	2,310
0	Council Tax Support Scheme	1,740
0	Household Support Grant	1,491
1,623	Universal Free School Meals	1,410
4,149	Contain Outbreak Management Fund / LA Surge Testing	1,337
5,134	Covid-19 compensation for loss of sales, fees & charges	1,072
4,509	BEIS Additional Restrictions Grant	1,046
22,263	Other grants (balances less than £1m as at 31 March 2022)	18,923
<b>238,058</b>	<b>Total Credited to Services</b>	<b>224,553</b>
<b>272,491</b>	<b>Total Grant Income</b>	<b>248,726</b>

The Authority credited the following grants, contributions and donations, have been treated as 'Agent' in line with the Code of Practice and have therefore been credited to the Balance Sheet and not the Comprehensive Income and Expenditure Statement:

	Opening Creditor £000	Receipts £000	Payments £000	Closing Creditor £000
Small Business Grant Fund and Retail, Hospitality & Leisure Grant	353	0	4	357
Additional Restrictions Grant	686	339	(1,019)	6
Local Restriction Support Grant	2,678	0	(2,612)	66
Closed Business Lockdown Payment Grant	1,859	0	(1,859)	0
Restart Grant Scheme	0	8,106	(7,452)	654
COVID Omicron Hospitality & Leisure Grant	0	1,458	(1,129)	329
<b>Total</b>	<b>5,576</b>	<b>9,903</b>	<b>(14,067)</b>	<b>1,412</b>

The Authority has received a number of grants, contributions and donations that have yet to be recognised as income as they have conditions attached to them that will require the monies or property to be returned to the giver if the conditions are not met. The balances at the year-end are as follows:

2020/21 £000		2021/22 £000
	<b>Capital Grants Receipts in Advance</b>	
5	Standards Fund	400
0	Park for People 10 year Maintenance Programme	0
<b>5</b>	<b>Total</b>	<b>400</b>

#### **42. Market Undertaking and Investment Property**

The Council no longer operates any markets. The responsibility for these has passed to Parish and Town Councils.

The Council operates Investment Properties whose financial results were as follows:

2020/21 £000		2021/22 £000
7,694	Income from rents	8,515
1,283	Other income	1,372
3,952	Net gains/(losses) on revaluation of property	8,221
(3,263)	Direct operating expenses	(3,112)
<b>9,666</b>	<b>(Deficit)/Surplus taken to General Fund</b>	<b>14,996</b>

### 43. Pooled Budgets

The Better Care Fund is a pooled fund governed by a Section 75 agreement. The parties to this joint arrangement are Telford & Wrekin Council and Telford & Wrekin Clinical Commissioning Group. The fund was established for the first time in 2015/16 in order to meet the Government's requirement to encourage closer working and integration between health and care services and to improve outcomes for Patients and Service Users and Carers. There are performance targets regarding the reductions in non-elective admissions to hospital and to deliver more care in the community helping people to remain independent.

#### Better Care Fund where Telford & Wrekin Clinical Commissioning Group was the host in 2021/22

The revenue fund is hosted by the Telford & Wrekin Clinical Commissioning Group and a Section 75 pooled budget agreement governs how it is to be operated and reported and includes a risk sharing agreement which details how risks are to be managed and shared. These risks arise from the management of overspends and underspends from Commissioned Services and the delivery of performance metrics. The relevant funding contributions are reported below, but the contribution by the Telford & Wrekin Clinical Commissioning Group includes revenue funding targeted to the protection of Adult Social Care for which the local authority commissions services. The expenditure and associated contributions in 2021/22 reflect the impact on demand of Coronavirus Pandemic.

The net surplus will be retained in the fund and carried forward by the Council into 2022/23.

2020/21 £000	Better Care Fund Revenue Pooled Budget	2021/22 £000
<b>219</b>	<b>Surplus Brought Forward</b>	<b>380</b>
8,701	Funding from Telford & Wrekin Council	11,019
17,217	Funding from Telford & Wrekin Clinical Commissioning Group	14,674
(19,824)	Expenditure met from pooled budget Telford & Wrekin Council	(19,549)
(5,933)	Expenditure met from pooled budget Telford & Wrekin Clinical Commissioning Group	(6,052)
<b>380</b>	<b>Net Surplus/(Deficit) arising on Pooled budget carried forward</b>	<b>472</b>

#### Better Care Fund where Telford & Wrekin Council was the host in 2021/22

The capital fund is hosted by Telford & Wrekin Council, and a section 75 Pooled Budget agreement governs how it is to be operated and reported and includes a risk sharing agreement which details how risks are to be managed and shared. These risks arise from the management of overspends and underspends from Commissioned Services and the delivery of performance metrics.

The expenditure has been incurred in the year entirely on local authority commissioned services. The relevant funding contributions are reported below, and the underspend in 2021/22 will be retained in the fund and carried forward by the council into 2022/23.

2020/21 £000	Better Care Fund Capital Pooled Budget	2021/22 £000
<b>33</b>	<b>Surplus Brought Forward</b>	<b>33</b>
2,306	Funding from Telford & Wrekin Council	2,307
(2,306)	Expenditure met from pooled budget Telford & Wrekin Council	(2,310)
0	Capital Grant Adjustment	0
<b>33</b>	<b>Net Surplus/(Deficit) arising on Pooled budget carried forward</b>	<b>30</b>

### Transforming Care Partnership (TCP) Revenue Pooled Budget

TCPs are made up of clinical commissioning groups, NHS England's specialised commissioners and local authorities. They work with people with a learning disability, autism or both and their families and carers to agree and deliver local plans for the programme.

In England there are 48 TCPs who are changing services in a way that is making a real difference to the lives of local people. This includes making community services better so that people can live near their family and friends, and making sure that the right staff with the right skills are supporting people.

Shown below is the summary for the Section 75 Pooled budget movements arising from the joint working of Telford & Wrekin Council and Telford & Wrekin Clinical Commissioning Group, part of the Shropshire footprint of the TCP.

2020/21 £000	Transforming Care Partnership (TCP) Revenue Pooled Budget	2021/22 £000
<b>778</b>	<b>Surplus Brought Forward</b>	<b>2,105</b>
204	Funding from Telford & Wrekin Council	238
1,403	Funding from Telford & Wrekin Clinical Commissioning Group	1,947
(280)	Expenditure met from pooled budget Telford & Wrekin Council	(247)
0	Expenditure met from pooled budget Telford & Wrekin Clinical Commissioning Group	(3,064)
<b>2,105</b>	<b>Net Surplus/(Deficit) arising on Pooled budget carried forward</b>	<b>979</b>

### 44. Members' Allowances

The Authority paid the following amounts to members of the Council and Co-optees during the year.

2020/21 £000		2021/22 £000
792	Allowances	831
0	Expenses	0
<b>792</b>	<b>Total</b>	<b>831</b>



#### **45. Senior Officers' Remuneration & Employee Remuneration in Bands**

This note shows the amounts paid to Senior Officers in 2021/22 and comparative payments for 2020/21. Senior Officers are defined as:

- named employees whose annualised salary is £150,000 or more; and
- posts where the annualised salary is £50,000 or more and who are either: statutory chief officers (per the Local Government and Housing Act 1989); or non-statutory chief officers who report directly to the Head of Paid Service (Chief Executive); or posts which have responsibility for management of the Authority, whether solely or collectively.

2021/22

Post Holder Information (Post title)	Note	Annualised salary £	Salary, Fees & Allowances £	Compensation for Loss of Office £	Total Remuneration excluding Pension contributions 2021/22 £	Pension contributions £	Total Remuneration including pension contributions 2021/22 £
<b>Current Posts</b>							
<b>Chief Executive (David Sidaway)</b>		161,652	170,816	0	<b>170,816</b>	25,541	<b>196,357</b>
<b>Executive Director: Adult Social Care, Health Integration &amp; Wellbeing</b>			121,313	0	<b>121,313</b>	19,167	<b>140,480</b>
<b>Executive Director: Children's &amp; Family Services</b>		124,329	122,318	0	<b>122,318</b>	19,326	<b>141,644</b>
<b>Executive Director: Housing, Communities &amp; Customer Services</b>			121,313	0	<b>121,313</b>	19,167	<b>140,480</b>
<b>Director: Finance &amp; Human Resources</b>		102,205	102,075	0	<b>102,075</b>	16,148	<b>118,223</b>
<b>Director: Prosperity &amp; Investment</b>			92,920	0	<b>92,920</b>	14,681	<b>107,601</b>
<b>Director: Education &amp; Skills</b>			92,920	0	<b>92,920</b>	14,681	<b>107,601</b>
<b>Interim Director: Children's Safeguarding &amp; Family Support</b>	1		47,369	0	<b>47,369</b>	7,484	<b>54,853</b>
<b>Director: Health, Wellbeing &amp; Commissioning</b>	2		92,920	0	<b>92,920</b>	13,362	<b>106,282</b>
<b>Director: Adult Social Care</b>		96,016	95,758	0	<b>95,758</b>	15,130	<b>110,888</b>
<b>Director: Communities, Customer &amp; Commercial Services</b>		102,205	93,544	0	<b>93,544</b>	14,780	<b>108,324</b>
<b>Director: Neighbourhood &amp; Enforcement Services</b>			92,920	0	<b>92,920</b>	14,681	<b>107,601</b>
<b>Director: Housing, Employment &amp; Infrastructure</b>			92,920	0	<b>92,920</b>	14,681	<b>107,601</b>
<b>Associate Director: Policy &amp; Governance</b>			82,111	0	<b>82,111</b>	12,974	<b>95,085</b>
<b>Assistant Director: Communications &amp; External Affairs</b>			66,729	0	<b>66,729</b>	10,543	<b>77,272</b>
Director: Children's Services & Family Support	3	92,920	79,412	27,629	<b>107,041</b>	8,549	<b>115,590</b>
Interim Director: Children's Safeguarding & Family Support	4	78,000	13,893	0	<b>13,893</b>	2,195	<b>16,088</b>
			<b>1,581,251</b>	<b>27,629</b>	<b>1,608,880</b>	<b>243,090</b>	<b>1,851,970</b>

*Notes*

Those roles shown in bold above represent the current posts.

- 1) This post holder was appointed part way through the year
- 2) Current post holder is part of the NHS Pension Scheme
- 3) This post holder left part way through the year
- 4) This post holder was only in post for part of the year

2020/21

Post Holder Information (Post title)	Note	Annualised salary £	Salary, Fees & Allowances £	Compensation for Loss of Office £	Total Remuneration excluding Pension contributions 2020/21 £	Pension contributions £	Total Remuneration including pension contributions 2020/21 £
<b>Current Posts</b>							
<b>Chief Executive (David Sidaway)</b>			159,263	0	<b>159,263</b>	25,164	<b>184,427</b>
<b>Executive Director: Adult Social Care, Health Integration &amp; Wellbeing</b>			119,520	0	<b>119,520</b>	18,486	<b>138,006</b>
<b>Executive Director: Children's &amp; Family Services</b>	1	119,520	97,276	0	<b>97,276</b>	15,370	<b>112,646</b>
<b>Executive Director: Housing, Communities &amp; Customer Services</b>			119,520	0	<b>119,520</b>	18,884	<b>138,404</b>
<b>Director: Finance &amp; Human Resources</b>		100,695	96,121	0	<b>96,121</b>	15,187	<b>111,308</b>
<b>Director: Prosperity &amp; Investment</b>	2	91,547	83,180	0	<b>83,180</b>	13,143	<b>96,323</b>
<b>Director: Education &amp; Skills</b>	2	91,547	64,969	0	<b>64,969</b>	10,265	<b>75,234</b>
<b>Director: Children's Safeguarding &amp; Family Support</b>	2	91,547	37,890	0	<b>37,890</b>	5,987	<b>43,877</b>
<b>Director: Health, Wellbeing &amp; Commissioning</b>	3		91,547	0	<b>91,547</b>	13,164	<b>104,711</b>
<b>Director: Adult Social Care</b>			91,547	0	<b>91,547</b>	14,464	<b>106,011</b>
<b>Director: Communities, Customer &amp; Commercial Services</b>			91,547	0	<b>91,547</b>	14,464	<b>106,011</b>
<b>Director: Neighbourhood &amp; Enforcement Services</b>	2	91,547	75,013	0	<b>75,013</b>	11,852	<b>86,865</b>
<b>Director: Housing, Employment &amp; Infrastructure</b>			91,547	0	<b>91,547</b>	14,464	<b>106,011</b>
<b>Associate Director: Policy &amp; Governance</b>	2	77,369	78,219	0	<b>78,219</b>	12,359	<b>90,578</b>
Executive Director: Children's & Family Services	4	122,492	70,958	0	<b>70,958</b>	11,211	<b>82,169</b>
Director: Education & Corporate Parenting	4	91,547	37,124	0	<b>37,124</b>	0	<b>37,124</b>
Director: Children's Services & Family Support	1	91,547	17,038	0	<b>17,038</b>	2,692	<b>19,730</b>
Director: Governance, Procurement & Commissioning	4	91,547	22,993	80,000	<b>102,993</b>	3,633	<b>106,626</b>
			<b>1,445,272</b>	<b>80,000</b>	<b>1,525,272</b>	<b>220,789</b>	<b>1,746,061</b>

*Notes*

Those roles shown in bold above represent the current posts.

- 1) This post holder was appointed to Executive Director role part way through the year
- 2) These post holders were appointed part way through the year
- 3) Current post holder is part of the NHS Pension Scheme
- 4) These post holders left part way through the year

The following table excludes Senior Officers shown above.

The number of employees whose remuneration, excluding pension contributions, but including redundancy payments, was £50,000 or more, in bands of £5,000 were:

Number of Employees 2020/21	Salary Band	Number of Employees 2021/22
36	£50,000 - £54,999	39
36	£55,000 - £59,999	28
14	£60,000 - £64,999	31
11	£65,000 - £69,999	11
8	£70,000 - £74,999	8
2	£75,000 - £79,999	5
3	£80,000 - £84,999	2
0	£85,000 - £89,999	2
1	£90,000 - £94,999	0
0	£95,000 - £99,999	0

The 2021/22 figures include 66 school based employees (61 in 2020/21). In 2021/22 there were 2 employees who left under redundancy or retired during the year (compared to nil in 2020/21).

#### 46. Exit Packages

The number of exit packages with total cost per band and the total cost of the compulsory and other redundancies included in the 2021/22 financial statements are set out in the table below.

Exit package cost band	Number of Compulsory Redundancies		Number of other Departures Agreed		Total number of exit packages by cost band		Total cost of exit packages in each band	
	2020/21	2021/22	2020/21	2021/22	2020/21	2021/22	2020/21	2021/22
							£	£
£0 - £20,000	3	9	11	27	14	36	53,733	214,793
£20,001 - £40,000	0	1	1	7	1	8	24,022	227,181
£40,001 - £60,000	0	2	0	0	0	2	0	95,949
£60,001 - £80,000	0	0	1	2	1	2	80,000	157,938
£80,001 - £100,000	0	0	0	1	0	2	0	179,291
£100,001 - £150,000	0	0	0	1	0	1	0	130,991
£150,001 - £200,000	0	0	0	0	0	0	0	0
£200,001 - £250,000	0	0	1	0	1	0	238,669	0
<b>Total</b>	<b>3</b>	<b>12</b>	<b>14</b>	<b>38</b>	<b>17</b>	<b>51</b>	<b>396,424</b>	<b>1,006,143</b>

<b>An analysis of the total cost of exit packages shows:</b>	<b>Redundancy etc. £</b>	<b>Pension Fund Charges* £</b>	<b>Total £</b>
Exit Packages agreed and charged to the Income & Expenditure Account during 2021/22	363,689	344,226	707,915
Provision Included in the Authority's Income & Expenditure Account for the cost of exit packages where the authority had made a commitment at 31 March 2022 (i.e. Employees who had received formal notice at 31 March 2022 and will leave during 2022/23)	102,540	195,688	298,228
<b>Total</b>	<b>466,229</b>	<b>539,914</b>	<b>1,006,143</b>

\* Charges made by Shropshire Pension Fund in respect of early payment of pensions.

Please note that majority of the exit packages charged to the Income & Expenditure Account during 2021/22 were subsequently funded from capital receipts under the Government's flexible use of capital receipts announced as part of the 2015 Spending Review (and subsequently extended to 2022/23).

#### **47. External Audit Costs**

The Council's accounts have been audited by Grant Thornton since 2018/19. The Council incurred the following fees relating to external audit and inspection:

<b>2020/21 £000</b>		<b>2021/22 £000</b>
144	Fees payable to Grant Thornton with regard to external audit services	147
4	Fees payable to Cabinet Office in respect of statutory inspection	0
10	Fees payable to Grant Thornton for the certification of grant claims and returns	20
0	Fees payable in respect of other services provided by the appointed auditor. Includes dealing with elector questions under statutory responsibilities.	0
0	Reimbursements from Public Sector Audit Appointments (PSAA)	(18)
<b>158</b>	<b>Total</b>	<b>149</b>

#### **48. Related Parties**

The Authority is required to disclose material transactions with related parties – bodies or individuals that have the potential to control or influence the Council or to be controlled or influenced by the Council. Disclosure of these transactions allows readers to assess the extent to which the Council might have been constrained in its ability to operate independently or might have secured the ability to limit another party's ability to bargain freely with the Authority.

#### **Central Government**

Central Government has effective control over the general operations of the Authority – it is responsible for providing the statutory framework within which the Authority operates, provides the majority of its funding in the form of grants and prescribes the terms of many

of the transactions that the Authority has with other parties (e.g. council tax bills, housing benefits). Grant receipts are shown in Note 41.

## Members

Members of the Council have direct control over the Council's financial and operating policies. The total of members' allowances paid in 2021/22 is shown in Note 44. Details of all these transactions are recorded in the Register of Members' Interest, open to public inspection at the Council Offices during office hours.

During the year transactions with related parties arose as follows:

**Councillor Shaun Davies** is a member of Marches Local Enterprise Partnership (The LEP) as the Council nominated member to the LEP and a Telford & Wrekin Council nominated – Non Executive Director of Wrekin Housing Group. The value of transaction between the Council and the two organisations are as follows –

Marches LEP	£3,328,226
Wrekin Housing Group	£4,938,497

**Councillor Richard Overton** is centre manager for Donnington Charitable Trust. The value of all financial transactions between Donnington Charitable Trust and Telford and Wrekin Council in 2021/22 is £48,021.

**Councillor's Rae Evans and Kelly Middleton** are Trustee's for Park Lane Centre as the Council's nominated representatives. The value of transactions in 2021/22 between the two organisations was £61,982.

**Councillor's Rae Evans, Kuldip Sahota, Vanessa Holt and Amrik Jhawar** are voluntary directors of Meeting Point Trust and as such has no financial interest in the company. The Council makes payments to the Trust in relation to Room Hire at Meeting Point House and grants in relation to the COVID-19 response. During 2021/22 the Council made payments totalling £40,864.

**Councillor Carolyn Healy** is a Director of Red Kite Network Ltd who provided services as part of Horsehay Pool Management and tree and ecological surveys as part of the development of the New College site. The value of transactions between the Council and Red Kite Network Ltd in 2021/22 was £12,734.

**Councillor's Carolyn Healy and Chris Turley** are Council nominated directors of Severn Gorge Countryside Trust. The value of all financial transactions between the Trust and the Council is £228,316 which includes the payment of rental incomes, £224,366, collected by the Council on behalf of the Trust. Neither Councillor receives remuneration or personal benefit for this role.

**Councillor David Wright** is a Council nominated Board Member for Marches Local Enterprise Partnership and a Council nominated Executive for West Midlands Rail Ltd. The value of transactions the Council and organisations are as follows –

Marches LEP	£3,328,226
West Midlands Rail Ltd	£14,200

**Councillor Paul Watling** is a Trustee of Telford & Wrekin CVS who provide Information, Advice and Guidance Services for adults in Telford with regard to care and support needs. The value of transactions between the Council and the organisation in 2021/22 was £600,122.



**Councillor Stephen Burrell** is a Director of Peace of Mind Homecare a company that provided services to the Council through service contracts and received £555,087 in 2021/22.

**Councillor Stephen Bentley** manages Waters Upton Stores in Telford which receives 100% Rural Rate Relief in line with national legislation and Council Policy.

**Councillor Gemma Offland** is Chair Person of the Leegate Centre CIC and a Trustee at Telford & Wrekin Citizens Advice Bureau (CAB). The value of financial transactions between the Council and the Leegate Centre in 2021/22 was £75,208 and the value of transaction between the Council and CAB in 2021/22 was £246,125.

**Councillor Rajash Mehta** is Chair of the Telford & Wrekin Interfaith Council. The value of transactions between the Council and the Interfaith Council in 2021/22 was £80,956.

### **Parish and Town Councils**

A number of the Councils Members are also Members of Parish and Town Councils within the Borough with which Telford & Wrekin Council has had a significant number of transactions. The total value of all transactions is £967,046 which includes –

- £170,928 on Grants provided by the Council to Parish and Town Councils, and
- £525,339 on service procured by Parish and Town Councils from the Council.

### **Other Public Bodies [subject to common control by Central Government]**

The Authority has pooled budget arrangements with Telford & Wrekin Clinical Commissioning Group. Transactions and balances outstanding are detailed in Note 43.

### **Subsidiaries**

NuPlace Ltd is a Wholly Owned Company for the provision of market rented housing in the Borough. For 2021/22 the company had a Profit Before Taxation of £0.565m (£0.621m in 2020/21) and Net Assets of £35.416m (£30.86m in 2020/21). There are 3 Council employees, James Dunn, Katherine Kynaston and Kate Callis, who are Directors of NuPlace Ltd and receive no remuneration or benefit for this role. The Council produces Group Accounts in relation to NuPlace Ltd and these can be found on page 140.

The Council has previously entered into two loan agreements for secured loan facilities of up to £40,000,000 and up to £5,000,000 respectively with Nuplace Ltd. At the end of 2021/22 £42,642,574 (2020/21: £39,845,264) had been drawn down. Interest repayments of £2,052,704 were made by Nuplace Ltd in 2021/22. The loans are interest only and repayable at the end of their term.

The Council had acquired £16,900,000 equity in Nuplace Ltd by the end of 2021/22 (2020/21: £16,300,000) and received a dividend in year of £163,800.

During 2021/22 Nuplace Ltd purchased £861,125 (2021/22: £775,610) service from the Council.

## **49. Leases**

### Finance Leases

During 2021/22 the value of vehicles, plant and equipment acquired under finance lease arrangements amounted to £139k. Finance lease rentals of £327k were paid during the

year. Total outstanding obligations net of financing costs at the end of the year were as follows:

	Within 1 Year £000	2 to 5 years £000	Over 5 years £000	Total £000
Outstanding Obligations	214	119	0	333

The aggregate amount of finance charges in respect of finance leases was £7,334 for 2021/22 (£6,798 for 2020/21).

The value of assets held, which have been financed by, is shown within Vehicles, Plant and Equipment (see note 15a)

#### Operating Leases

Operating lease rentals of £4,540 were paid during the year. Total outstanding obligations at the end of the year were as follows:

	Within 1 Year £000	2 to 5 years £000	Over 5 years £000	Total £000
Outstanding Obligations	5	9	0	14

#### Hire Purchase Contracts

During 2021/22 no hire purchase payments were made to lessors. No new hire purchase agreements were entered into during the year and the total obligation outstanding at the end of the year was zero.

#### Building Leases

The Council owns a number of industrial units, commercial premises and offices throughout the Borough. The Council acts as lessor in respect of these properties which are rented out at commercial rates, these are classified as operating leases. The rental and other income received from these properties for 2021/22 amounted to £9.887m (£8.977m for 2020/21). See also Note 42 Market Undertaking and Industrial Units and Note 15b in respect of the valuation of these assets as Property Portfolio.

### **50. Contingent Liabilities**

At 31<sup>st</sup> March 2022, the Authority had no known material contingent liabilities.

### **51. Contingent Assets**

At 31<sup>st</sup> March 2022, the Authority had no material contingent assets.

### **52. Special Fund Revenue Account**

Net Expenditure 2020/21 £000		Gross Expenditure 2021/22 £000	Income 2021/22 £000	Net Expenditure 2021/22 £000
	<b>EXPENDITURE ON SERVICES</b>			
(85)	Cemeteries	240	(305)	(65)

Net Expenditure 2020/21 £000		Gross Expenditure 2021/22 £000	Income 2021/22 £000	Net Expenditure 2021/22 £000
480	Highways – footway lighting	520	(8)	512
<b>395</b>	<b>Total expenditure on services</b>	<b>760</b>	<b>(313)</b>	<b>447</b>
	<b>INCOME</b>			
(631)	Council Tax			(574)
<b>(236)</b>	<b>(Surplus) or deficit for year</b>			<b>(127)</b>
	<b>Special Fund</b>			
1,144	Balance at beginning of the year			1,180
(200)	Approved use of Reserve for the year			(159)
236	Surplus or (deficit) for year			127
<b>1,180</b>	<b>Balance at end of year</b>			<b>1,148</b>

The Special Fund covers the cost of providing footway lighting and cemetery services in the former unparished areas of the Borough (excluding the parishes of Lawley & Overdale, Oakengates, St Georges & Priorslee and Wrockwardine Wood & Trench which have taken over responsibility for the footway lighting in their parishes). The above costs for footway lighting relate to the remaining parishes of Great Dawley, Dawley Hamlets, Hollinswood & Randlay, Madeley, Stirchley & Brookside, The Gorge and Wellington.

### 53. **Soft Loans**

During 2013/14 the Council extended for 10 years a loan to the Ironbridge Gorge Museum Trust of £500,000 at an interest rate of 2.85% which was below the market rate and therefore constitutes a Soft Loan in the accounting statements. Part of this has been repaid during 2021/22 and the balance at 31<sup>st</sup> March is £166,593. This is shown as a debtor on the Balance Sheet at a Fair Value of £140,439 and a notional £26,154 has been charged to the I&E account, in accordance with accounting requirements (rather than to indicate any expectation of a shortfall in repayment), to reflect the preferential rate given. There is however a financial guarantee in place from The Ironbridge (Telford) Heritage Foundation Limited, which covers the outstanding amount of the loan.

During 2015/16 the Council advanced a loan for 40 years to AFC Telford United of £45,000 at an interest rate of 4.66%, which was below the market rate and therefore constitutes a Soft Loan in the accounting statements. Part of this has been repaid during 2021/22 and the balance at 31<sup>st</sup> March is £42,380. This is also shown as a debtor in the Balance Sheet at a fair value of £21,811 and a notional £20,569 has been charged to the I&E account, in accordance with accounting requirements (rather than to indicate any expectation of a shortfall in repayment), to reflect the preferential rate given. The Council owns the freehold of the ground and the loan was provided to fund a new fire alarm system at the ground.

In March 2022 the Council advanced a loan for 25 years to Telford Hockey Club for £50,000 at an interest rate of 1.86%, which was below the market rate and therefore constitutes a Soft Loan in the accounting statements. The first repayment is due in 2022/23 and balance as 31<sup>st</sup> March 2022 is £50,025. This is also shown as a debtor in the Balance Sheet at a Fair Value of £18,565 and a notional £31,460 has been charged to the I&E account, in accordance with accounting requirements (rather than to indicate any expectation of a shortfall in repayment), to reflect the preferential rate given. The loan was provided to fund the replacement of the playing surface at the club.

#### 54. **Building Control Account**

<b><u>Expenditure</u></b>	<b>Chargeable</b>	<b>Non-Chargeable</b>	<b>Total Building Control</b>
	<b>2021/22 £000</b>	<b>2021/22 £000</b>	<b>2021/22 £000</b>
Employee Expenses	187	203	390
Support Services	112	121	233
	<b>299</b>	<b>324</b>	<b>623</b>
<b><u>Income</u></b>			
Building Regulation Charges	(367)	(37)	(404)
<b>(Surplus)/Deficit</b>	<b>(68)</b>	<b>287</b>	<b>219</b>
<b>(Surplus)/Deficit B/Fwd</b>	<b>17</b>		
<b>(Surplus)/Deficit C/Fwd</b>	<b>(51)</b>		

Note the Building Control Account is not covered by the Audit Opinion.

#### 55. **Insurance Reserves**

The Council has insurance reserves on its General Fund and specifically for Education.

The reserves are in existence for the following purposes:

- to enable the Council to move towards an element of self-insurance and risk management to mitigate premium increases.
- to provide for unbudgeted potentially significant increases in annual premiums and late premium adjustments in a volatile insurance market.
- to meet any potential liabilities resulting from the winding up of MMI.

An analysis of the reserves for 2021/22 indicates the following:

	<b>General Fund</b>		<b>Education</b>	
	<b>2020/21 £000</b>	<b>2021/22 £000</b>	<b>2020/21 £000</b>	<b>2021/22 £000</b>
Balance b/f	3,643	1,821	923	500
Charges in the Year	(631)	(288)	0	0
Transfers to other reserves	(1,800)	0	(423)	0
Contributions	609	274	0	0
<b>Balance c/f</b>	<b>1,821</b>	<b>1,807</b>	<b>500</b>	<b>500</b>

The charges relate to additional premium costs and excesses and the contributions to interest as well as contributions from services.

For 2021/22 self-insurance relates to the first £100,000 of each and every loss for all non-Education property claims, £250,000 in relation to Education property claims, £10,000 in relation to Investment property claims and £50,000 on each public liability claim, employers liability, libel and slander and officials' indemnity claims.

## **56. West Mercia Energy Joint Committee**

West Mercia Energy (WME) is a Purchasing Consortium (formerly West Mercia Supplies (WMS) established in 1987) which is constituted as a Joint Committee (JC). Telford & Wrekin Council is one of four constituent authorities, the other three Councils are Worcestershire County Council, Herefordshire Council and Shropshire Council. On 19<sup>th</sup> April 2012, the stationery division of WMS - JC was sold with only the energy division being retained by the four member authorities. The energy division trades under the name "West Mercia Energy".

Telford & Wrekin Council has reviewed the accounting treatment that should be applied and has concluded that WME is a Joint Venture. Under International Accounting Standards, Group Accounts should be prepared unless it is considered not to be material.

The conclusion of the Council is that the exclusion of its share of WME's assets, liabilities, income, expenditure and cash flows from the Council's own accounts will not be material to the fair presentation of the financial position and transactions of the Council and to the understanding of the Statement of Accounts by a reader.

However, in the interests of transparency and accountability the audited 2021/22 balances of WME - JC are included below, along with an analysis of this Council's proportion of those balances based on an estimated share of 24.99%. The WME balance sheet has been provided by Shropshire Council, in their capacity as provider of the Section 151 role to the joint committee.

<b>Extract from WME Balance Sheet</b>	<b>2021/22</b>	<b>Telford &amp; Wrekin Share</b>
	<b>£000</b>	<b>£000</b>
<b>Long Term Assets</b>		
Property, Plant & Equipment	7	2
<b>Current Assets</b>		
Short Term Debtors	10,797	2,699
Cash and Cash Equivalents	3,306	826
<b>Current Liabilities</b>		
Short Term Creditors	(12,241)	(3,060)
<b>Long Term Liabilities</b>		
Other Long Term Liabilities	(264)	(66)
<b>Total Assets Less Liabilities</b>	<b>1,605</b>	<b>401</b>

<b>Extract from WME Balance Sheet</b>	<b>2021/22</b>	<b>Telford &amp; Wrekin Share</b>
	<b>£000</b>	<b>£000</b>
<b>Financed By</b>		
General Fund	1,689	422
Net Operating surplus	173	43
Capital Adjustment Account	7	2
Pension Reserve	(264)	(66)
	<b>1,605</b>	<b>401</b>
<b>Turnover</b>	<b>67,604</b>	<b>2,931</b>

### **57. Apprentice Levy**

The Apprentice Levy came into effect in April 2017. It is a Government tax which aims to deliver new apprenticeships. All UK employers who have a total employee pay bill above £3m must pay the levy. The levy rate is 0.5% of the pay bill and includes schools. The money is collected by HMRC and is held in a Digital Apprenticeship Service (DAS) account which can be accessed to fund apprentice training. The levy has been treated as an employee expense in the CIES. The total amount paid in 2021/22 was £0.547m.

**2021/22**  
**COLLECTION FUND ACCOUNT**

## Collection Fund Account 2021/22

	<b>Business Rates £000</b>	<b>Council Tax £000</b>	<b>Total £000</b>
<b>INCOME</b>			
Council Tax Receivable		101,685	101,685
Business Rates Receivable	59,333		59,333
Transition Protection Payments Receivable	(175)	0	(175)
	<b>59,158</b>	<b>101,685</b>	<b>160,843</b>
<b>EXPENDITURE</b>			
<b>Apportionment of prior year surplus</b>			
Central Government	(15,803)		(15,803)
Telford & Wrekin Council	(15,488)	(300)	(15,788)
West Mercia Police Authority		(47)	(47)
Shropshire & Wrekin Fire Authority	(316)	(21)	(337)
	<b>(31,607)</b>	<b>(368)</b>	<b>(31,975)</b>
<b>Precepts &amp; Demands</b>			
Central Government	36,746		36,746
Telford & Wrekin Council	36,012	74,430	110,442
West Mercia Police Authority		12,581	12,581
Shropshire & Wrekin Fire Authority	735	5,458	6,193
Parish / Town Councils		5,035	5,035
	<b>73,493</b>	<b>97,504</b>	<b>170,997</b>
<b>Charges to Collection Fund</b>			
Write offs of uncollectable amounts	207	293	500
Increase/(decrease) in provision	(5,486)	836	(4,650)
Cost of collection	214	424	638
	<b>(5,065)</b>	<b>1,553</b>	<b>(3,512)</b>
<b>Surplus / (Deficit) arising during the year</b>	<b>22,337</b>	<b>2,996</b>	<b>25,333</b>
Surplus / (Deficit) b/fwd 1 <sup>st</sup> April 2021	(34,132)	1,155	(32,977)
<b>Surplus / (Deficit) c/fwd 31<sup>st</sup> March 2022</b>	<b>(11,795)</b>	<b>4,151</b>	<b>(7,644)</b>



## Notes To Collection Fund Accounts

### CF1. Income Collectable from Business Rate Payers

2020/21 £000		2021/22 £000
73,719	Effective Non-Domestic Rateable Value for the year	125,668
51.2p	Uniform Business Rate for the year	51.2p
37,744	Gross yield for the year	64,342
3,605	Less reductions & Transitional Relief	(5,184)
<b>41,349</b>	<b>Total</b>	<b>59,158</b>

The rateable value was £180,789,328 at 31<sup>st</sup> March 2022 (£183,454,832 at 31<sup>st</sup> March 2021)

### CF2. Allocation of Fund Balance (NDR)

2020/21 £000		2021/22 £000
(16,725)	Telford & Wrekin Council	(5,780)
(341)	Shropshire Fire Service	(118)
(17,066)	Central Government	(5,897)
<b>(34,132)</b>	<b>Total Surplus / (Deficit)</b>	<b>(11,795)</b>

The Government continued to provide an element of business rates discount for the retail, leisure, hospitality and nursery sectors in 2021/22 and announced a new Covid-19 Additional Relief Fund (CARF) to support businesses affected by the pandemic. Based on estimates, an upfront payment of compensation for the cost of these reliefs was given to local authorities via a Section 31 Grant in 2021/22. Due to Collection Fund accounting rules, the additional costs of these reliefs resulted in a Collection Fund deficit in 2021/22. Therefore, £7.32m of the upfront payment received in 2021/22 has been set aside in reserves at year end to offset this deficit in 2022/23. This and other Covid grants has resulted in an increase in reserves at 31 March 2022.

### CF3. Council Tax Base for 2021/22

2020/21 Equivalent Band D Dwellings		Number of Dwellings	Discounted Dwellings	Net Dwellings	2021/22 Equivalent Band D Dwellings
11,353.0	Band A	26,058	(9,001)	17,057	11,364.3
12,700.0	Band B	20,863	(4,446)	16,417	12,768.7
9,488.0	Band C	12,401	(1,609)	10,792	9,593.1
8,170.0	Band D	8,990	(689)	8,301	8,300.5
5,575.0	Band E	4,992	(310)	4,682	5,722.1
3,080.0	Band F	2,269	(114)	2,155	3,113.2
1,673.0	Band G	1,075	(67)	1,008	1,679.2
72.0	Band H	45	(9)	36	71.5
<b>52,111.0</b>	<b>TOTAL</b>	<b>76,693</b>	<b>(16,245)</b>	<b>60,448</b>	<b>52,612.6</b>
(237.0)	Adjustments for growth and losses				(234.6)
51,874.0	Tax base for year				52,378.0
£1,773.17	Average Council Tax for year				£1,861.54
2020/21 £000					2021/22 £000
91,981	Gross Yield				97,503

<b>2020/21 £000</b>		<b>2021/22 £000</b>
0	Less Benefits and Transitional Relief	0
1,963	Add increase in debit net of exemptions and reliefs	4,183
<b>93,944</b>		<b>101,686</b>

#### **CF4. Allocation of Fund Balance (Council Tax)**

<b>2020/21 £000</b>		<b>2021/22 £000</b>
941	Telford & Wrekin Council	3,389
154	West Mercia Police Authority	530
60	Shropshire Fire Authority	232
<b>1,155</b>	<b>Total Surplus / (Deficit)</b>	<b>4,151</b>

#### **CF5. Spreading Collection Fund Deficits**

In response to the anticipated Collection Fund Deficits resulting from the Coronavirus pandemic and the impact on the setting of budgets for 2021/22, the Local Authorities (Collection Fund: Surplus and Deficit) (Coronavirus) (England) Regulations 2020 were enacted during 2020/21. This means that where there are estimated collection fund deficits arising in 2020-21 these have to be spread over the three years 2021-22 to 2023-24. As there were estimated deficits on both the Council Tax and NDR Collection Funds this spreading mechanism is applicable to the Collection Fund.

**2021/22**  
**GROUP ACCOUNTS**

# Group Accounts

## Introduction

During 2015/16 the Council established a Wholly Owned Company (NuPlace Ltd) for the provision of market rented housing in the Borough. The company was set up primarily to improve standards in the private rented sector and to offer homes for life to tenants operated by a responsible and responsive landlord. The standard financial statements consider the Council only as a single entity, accounting for its interests in other organisations only to the extent of its investment, and not current performance and balances. Thus a full picture of the Council's economic activities, financial position, service position, accountability for resources and exposure to risk is not presented in the Council's single entity financial statements.

As a result, group financial statements are produced to reflect the extent of Telford & Wrekin Council's involvement with its group undertakings in order to provide a clearer picture of the Council's activities as a group. The group accounts contain core financial statements similar to those included in the Council's single entity statements, consolidated with figures from organisations considered to be part of the group.

The following pages include:

- Group Expenditure and Funding Analysis
- Group Comprehensive Income and Expenditure Statement
- Reconciliation of the Single Entity Deficit to the Group Deficit
- Group Movement in Reserves Statement
- Group Balance Sheet
- Group Cash Flow Statement
- Notes to the Group Accounts where they differ from the notes to the Single Entity Accounts

The Narrative Report has not been replicated in the Group Accounts as the overview below provides a summary of NuPlace performance for 2021/22.

The group financial statements are presented in accordance with the IFRS based Code.

NuPlace Ltd's property assets were valued on 31<sup>st</sup> March 2022 by Registered Valuer's of Telford & Wrekin Council. The valuations were in accordance with the required valuation standards. The valuation of each property was on the basis of current value, which equates to the Market Value. Investment property is initially valued at cost, and recognised once the entire development has been completed, and then revalued annually. Investment properties are not depreciated as they are anticipated to appreciate in value.

Accounting policies are aligned between the group members.

The Group Accounts were audited by Grant Thornton who also audit the Council's accounts.

## NuPlace – 2021/22 Overview

Nuplace Limited was incorporated on 1 April 2015. NuPlace is a wholly owned subsidiary of Telford and Wrekin Council, limited by shares.

The principal activity of the company is the procurement of the construction and management of private and affordable residential property for rent. In addition, the company aims to:

- Raise the standard of rental provision, both in terms of the quality of the rental homes and the landlord service.
- Deliver added value and stimulate local economic growth through supply chain engagement, offering skills and employment opportunities and working with the community.
- Develop brownfield and stalled sites in order to deliver widespread regeneration benefits.

2021/22 was the seventh year of operation for Nuplace Ltd, the Council's wholly owned housing investment company. It was set up primarily to improve standards in the private rented sector and to offer homes for life to tenants operated by a responsible and responsive landlord. The principal activity of which is the procurement of the construction and management of private and affordable residential property for rent. During 2021/22, Nuplace established the sub brand known as Telford & Wrekin Homes, intended to acquire and refurbish existing housing stock, to provide a further product within the private rental sector, continuing to raise the bar in terms of property and tenancy management.

Nuplace's housing portfolio now comprises of 431 homes of which 45 are affordable. The programme has resulted in over 23 acres of brownfield land being regenerated, addressing sites that might otherwise blight communities. The programme is also delivering added value in terms of local employment, apprenticeships, supply chain development and the delivery of a range of community projects.

Works are ongoing at Southwater Way, Telford, Nuplace's low carbon Town Centre scheme of 46 housing units and the first 12 Telford & Wrekin Homes properties, seeking to bring old, redundant properties back into use, which are undergoing refurbishment and due to be completed in May 2022.

In accordance with the Company's accounting policy, the housing portfolio was revalued at the year end, which has resulted in an increase in value of 5% (£3.7m) over the nine completed sites.

Nuplace Ltd is a separate legal entity and as such will prepare its own Statement of Accounts and comply with company regulations. The accounts will be independently audited by Dyke Yaxley. NuPlace Ltd's final audited accounts will be published on the Council's website once finalised.

As Nuplace is wholly owned by Telford & Wrekin Council, the Council is required to prepare Group Accounts as part of its Statement of Accounts for 2021/22 which will consolidate the Council and Nuplace's financial position. The consolidated Group Accounts will be audited by Grant Thornton.

Nuplace distributed a final dividend of £0.01 per ordinary share registered on 16<sup>th</sup> February 2022, totalling £163,000. The company reported an operating profit before taxation of £0.564m, £0.406m after tax. It should be noted that the Council has received income totalling £1.8m from Nuplace during 2021/22 net of additional interest and other costs which is a combination of interest paid relating to the loan agreement, dividend income and services Nuplace purchased from the Council. The Council will also benefit from additional Council Tax, and New Homes Bonus as Nuplace properties are completed. The financial benefits that arise from Nuplace are invested in providing front line services such as providing Adult Social Care and have helped to reduce the budget savings that would otherwise have had to been made as a result of Government grant cuts.

**2021/22**  
**GROUP EXPENDITURE &**  
**FUNDING ANALYSIS**

## Group Expenditure & Funding Analysis

The EFA is not a Primary Financial Statement and as such should be treated as a note to the accounts. The Expenditure and Funding Analysis shows how annual expenditure is used and funded from resources (government grants, rents, council tax and business rates) by the local authority in comparison with those resources consumed or earned by the authority in accordance with generally accepted accounting practices. It also shows how this expenditure is allocated for decision making purposes between the Council's services. Income and expenditure accounted for under generally accepted accounting practices is presented more fully in the Comprehensive Income and Expenditure Statement. See Note 1 of the Expenditure and Funding Analysis to the main accounts.

2020/21			SERVICE	2021/22		
Net Expenditure Chargeable to the General Fund Balance	Adjustments Between the Funding and Accounting Basis	Net Expenditure in the Comprehensive Income & Expenditure Statement		Net Expenditure Chargeable to the General Fund Balance	Adjustments Between the Funding and Accounting Basis	Net Expenditure in the Comprehensive Income & Expenditure Statement
51,230	(2,179)	49,051	Adult Social Care	51,841	(534)	51,307
38,578	(1,896)	36,682	Children's Safeguarding & Family Support	39,230	(316)	38,914
6,923	7,103	14,026	Communities, Customer & Commercial Services	2,477	7,767	10,244
211	512	723	Corporate Communications	42	684	726
(13,177)	(4,075)	(17,252)	Council Wide	(1,162)	(9,094)	(10,256)
9,825	(9,640)	185	Education & Skills	8,588	(8,743)	(155)
8,794	(6,562)	2,232	Finance & Human Resources	7,086	21,353	28,439
3,597	(6,287)	(2,690)	Health, Wellbeing & Commissioning	2,160	1,168	3,328
2,250	(898)	1,352	Housing, Employment & Infrastructure	2,060	285	2,345
25,552	(7,932)	17,620	Neighbourhood & Enforcement Services	24,755	(10,085)	14,670
1,283	4,284	5,567	Policy & Governance	1,424	3,382	4,806
12,957)	14,209	1,252	Prosperity & Investment	(12,501)	26,873	14,372
<b>122,109</b>	<b>(13,361)</b>	<b>108,748</b>	<b>Net Cost Of Services</b>	<b>126,000</b>	<b>32,740</b>	<b>158,740</b>
(129,163)	2,355	(126,808)	Other Income & Expenditure	(131,089)	(5,491)	(136,580)
<b>(7,054)</b>	<b>(11,006)</b>	<b>(18,060)</b>	<b>(Surplus) or Deficit</b>	<b>(5,089)</b>	<b>27,249</b>	<b>22,160</b>
<b>5,047</b>			<b>Opening General Fund Balance</b>	<b>12,051</b>		
7,054			Surplus of (Deficit) for year	5,089		
(50)			Other approved uses	(159)		
<b>12,051</b>			<b>Closing General Fund Balance</b>	<b>16,981</b>		



**2021/22**  
**GROUP CORE**  
**FINANCIAL STATEMENTS AND**  
**ACCOMPANYING NOTES**

## Group Comprehensive Income and Expenditure Account

This statement shows the accounting cost in the year of providing services in accordance with generally accepted accounting practices, rather than the amount to be funded from taxation. Authorities raise taxation to cover expenditure in accordance with regulations; this may be different from the accounting cost. The taxation position is shown in the Movement in Reserves Statement.

SERVICE	2020/21 Gross Expenditure £000	2020/21 Income £000	2020/21 Net Expenditure £000	2021/22 Gross Expenditure £000	2021/22 Income £000	2021/22 Net Expenditure £000
Adult Social Care	79,384	30,333	49,051	88,168	36,861	51,307
Children's Safeguarding & Family Support	39,459	2,777	36,682	43,221	4,307	38,914
Communities, Customer & Commercial Services	77,074	63,048	14,026	74,737	64,493	10,244
Corporate Communications	800	77	723	764	38	726
Council Wide	10,655	27,907	(17,252)	8,860	19,116	(10,256)
Education & Skills	118,023	117,838	185	132,454	132,609	(155)
Finance & Human Resources	18,051	15,819	2,232	27,307	(1,132)	28,439
Health, Wellbeing & Commissioning	14,045	16,735	(2,690)	15,178	11,850	3,328
Housing, Employment & Infrastructure	8,656	7,304	1,352	9,681	7,336	2,345
Neighbourhood & Enforcement Services	37,946	20,326	17,620	33,912	19,242	14,670
Policy & Governance	6,163	596	5,567	6,046	1,240	4,806
Prosperity & Investment	26,108	24,856	1,252	37,652	23,280	14,372
<b>Net Cost of Services</b>	<b>436,364</b>	<b>327,616</b>	<b>108,748</b>	<b>477,980</b>	<b>319,240</b>	<b>158,740</b>

Other Operating Expenditure	3,238	5,615
Financing and Investment Income and Expenditure	(1,694)	(4,804)
Taxation & Non Specific Grant Income and Expenditure	(128,352)	(137,391)
<b>(Surplus) or deficit on provision of services</b>	<b>(18,060)</b>	<b>22,160</b>
(Surplus) or deficit on revaluation of Property, Plant and Equipment Assets	(22,752)	(34,477)
(Surplus) or deficit on revaluation of Available For Sale Financial Assets	0	0
Re-measurements of the net defined benefit pension liability	30,003	(40,947)
<b>Other Comprehensive Income &amp; Expenditure</b>	<b>7,251</b>	<b>(75,424)</b>
<b>Total Comprehensive Income and Expenditure</b>	<b>(10,809)</b>	<b>(53,264)</b>

## Group Movement in Reserves Statement

This statement shows the movement in the year on the different reserves held by the Group, analysed into 'usable reserves' (i.e. those that can be applied to fund expenditure or reduce local taxation) and other reserves. The Surplus or (Deficit) on the Provision of Services line shows the true economic cost of providing the Group's services, more details of which are shown in the Comprehensive Income and Expenditure Statement. These are different from the statutory amounts required to be charged to the General Fund Balance for council tax setting purposes. The Net Increase / Decrease before Transfers to Earmarked Reserves line shows the statutory General Fund Balance before any discretionary transfers to or from earmarked reserves undertaken by the Council.

	General Fund Balance & reserves	Capital Grants Unapplied	Total Usable Reserves	Unusable Reserves	Total Authority Reserves	Authority's share of the reserves of the subsidiary	Total Authority Reserves
	£000	£000	£000	£000	£000	£000	£000
<b>Balance at 31<sup>st</sup> March 2020 Brought forward</b>	<b>92,562</b>	<b>22,426</b>	<b>114,988</b>	<b>(114,385)</b>	<b>603</b>	<b>7,378</b>	<b>7,981</b>
Total Comprehensive Income and Expenditure	11,045	0	11,045	(7,251)	<b>3,794</b>	7,015	<b>10,809</b>
Adjustments between accounting basis & funding basis under regulations	24,001	1,466	25,467	(25,467)	<b>0</b>	0	<b>0</b>
<b>Increase/ (Decrease) in 2020/21</b>	<b>35,046</b>	<b>1,466</b>	<b>36,512</b>	<b>(32,718)</b>	<b>3,794</b>	<b>7,015</b>	<b>10,809</b>
<b>Balance at 31<sup>st</sup> March 2021 carried forward</b>	<b>127,608</b>	<b>23,892</b>	<b>151,500</b>	<b>(147,103)</b>	<b>4,397</b>	<b>14,393</b>	<b>18,790</b>
Total Comprehensive Income and Expenditure	(27,201)	0	(27,201)	75,422	<b>48,221</b>	5,043	<b>53,264</b>
Adjustments between accounting basis & funding basis under regulations	20,988	(7,709)	13,279	(13,279)	<b>0</b>	0	<b>0</b>
<b>Increase/ (Decrease) in 2021/22</b>	<b>(6,213)</b>	<b>(7,709)</b>	<b>(13,922)</b>	<b>62,143</b>	<b>48,221</b>	<b>5,043</b>	<b>53,264</b>
<b>Balance at 31<sup>st</sup> March 2022 carried forward</b>	<b>121,395</b>	<b>16,183</b>	<b>137,578</b>	<b>(84,960)</b>	<b>52,618</b>	<b>19,436</b>	<b>72,054</b>

It should be noted that of the total usable reserves, £137.6m, only £5.3m is uncommitted general fund balances. The remainder includes earmarked reserves and school balances. There are also unusable reserves.

## Group Balance Sheet

The Balance Sheet shows the value as at the Balance Sheet date of the assets and liabilities recognised by the Authority. The net assets of the Authority (assets less liabilities) are matched by the reserves held by the Authority. Reserves are reported in two categories. The first category of reserves are usable reserves, i.e. those reserves that the Authority may use to provide services, subject to the need to maintain a prudent level of reserves and any statutory limitations on their use (for example the Capital Receipts Reserve that may only be used to fund capital expenditure or repay debt). The second category of reserves are those that the Authority is not able to use to provide services. This category of reserves includes reserves that hold unrealised gains and losses (for example the Revaluation Reserve), where amounts would only become available to provide services if the assets are sold; and reserves that hold timing differences shown in the Movement in Reserves Statement line 'Adjustments between accounting basis and funding basis under regulations'.

<b>31 March 2021 £000</b>		<b>Note</b>	<b>31 March 2022 £000</b>
<b>561,134</b>	Property, Plant & Equipment		594,072
<b>179,223</b>	Investment Properties	4	202,767
<b>2,338</b>	Intangible Assets		2,390
<b>0</b>	Long Term Investments		0
<b>257</b>	Long Term Debtors		284
<b>742,952</b>	<b>Total Long Term Assets</b>		<b>799,513</b>
281	Inventories		276
41,227	Debtors		42,930
7,615	Assets Held for Sale		9,851
21,702	Cash and Cash Equivalents		37,811
<b>70,825</b>	<b>Current Assets</b>		<b>90,868</b>
(16,881)	Provisions		(14,400)
(79,177)	Short term Borrowing		(51,430)
(79,857)	Creditors		(111,430)
<b>(175,915)</b>	<b>Current Liabilities</b>		<b>(177,260)</b>
<b>(105,090)</b>	<b>Net Current Assets/(Liabilities)</b>		<b>(86,392)</b>
(201,908)	Less Long Term Borrowing		(231,313)
(52,278)	Less Long Term Creditors		(49,029)
(364,881)	Less Pensions Liability		(360,325)
(5)	Capital Grants Receipts in Advance		(400)
<b>(619,072)</b>	<b>Long Term Liabilities</b>		<b>(646,639)</b>
<b>18,790</b>	<b>Net Assets</b>		<b>72,054</b>
151,274	Usable Reserves		142,394
(132,484)	Unusable Reserves		(70,340)
<b>18,790</b>	<b>Net Reserves</b>		<b>72,054</b>

## Group Cash Flow Statement

The Cash Flow Statement shows the changes in cash and cash equivalents of the Authority during the reporting period. The statement shows how the Authority generates and uses cash and cash equivalents by classifying cash flows as operating, investing and financing activities. The amount of net cash flows arising from operating activities is a key indicator of the extent to which the operations of the Authority are funded by way of taxation and grant income or from the recipients of services provided by the Authority. Investing activities represent the extent to which cash outflows have been made for resources which are intended to contribute to the Authority's future service delivery. Cash flows arising from financing activities are useful in predicting claims on future cash flows by providers of capital (i.e. borrowing) to the Authority.

2020/21 £000		2021/22 £000
(18,060)	Net (surplus) or deficit on the provision of services	22,160
(37,494)	Adjustments to net surplus or deficit on the provision of services for non-cash movements	(58,610)
36,766	Adjustments for items included in the net surplus or deficit on the provision of services that are investing and financing activities	29,328
<b>(18,788)</b>	<b>Net cash flows from Operating Activities</b>	<b>(7,122)</b>
16,104	Investing Activities	(2,336)
11,935	Financing Activities	(6,651)
<b>9,251</b>	<b>Net (increase) or decrease in cash and cash equivalents</b>	<b>(16,109)</b>
30,953	Cash and cash equivalents at the beginning of the reporting period	21,702
21,702	Cash and cash equivalents at the end of the reporting period	37,811

# Notes to the Group Financial Statements

## Group Note 1. Accounting Policies

### a) General

The single entity accounting policies are detailed on pages 59 - 70 have been adopted and applied to the group accounts.

### b) Reasons for Consolidation

Nuplace Ltd is wholly owned by Telford & Wrekin Council. As the Council has significant influence and control over the company, in line with the CIPFA Code of Practice Group Accounts are produced which consolidate Telford & Wrekin single entity accounts and Nuplace accounts.

### c) Basis for Consolidation

Nuplace has been included in the accounts as a subsidiary under the requirements of IFRS 10 (Consolidated Finance Statements) by means of a line-by-line consolidation of the Comprehensive Income and Expenditure Statement and Balance Sheet. Figures have been consolidated based on the statement of accounts for 31<sup>st</sup> March 2022. Where figures in the group accounts differ materially from the Council's single entity accounts, the relevant explanatory notes have been prepared.

### d) PPE Recognition and Measurement

Nuplace Ltd's property assets are valued by Registered Valuer's of Telford & Wrekin Council in accordance with the required standards. The valuation of each property (site) is on the basis of fair value, which equates to the Market Value. Property is initially valued at cost and recognised at fair value once the construction has commenced on the development and subsequently revalued annually. Investment properties are not depreciated as it is anticipated that they will appreciate in value.

## Group Note 2. Prior Period Restatements

A prior period restatement is required reflecting the corrected consolidated presentation of the revaluation of Investment Properties associated with NuPlace Ltd. The restatement has impacted on the following Primary Statements -

- Comprehensive Income & Expenditure Statement (CIES),
- Cash Flow Statement

and Expenditure & Funding Analysis (EFA).

### **CIES –**

The revaluation of Investment Properties associated with NuPlace Ltd, £7.06m, had been consolidated into Surplus / Deficit on revaluation of PPE assets as opposed to Financing & Investment Income & Expenditure. The restatement had the following impact –

	<b>2020/21 Income £000</b>	<b>2020/21 Restated Income £000</b>
Financing & Investment Income & Expenditure	5,366	(1,694)
(Surplus) or Deficit on Provision of Service	(11,000)	(18,060)

	<b>2020/21 Income £000</b>	<b>2020/21 Restated Income £000</b>
(Surplus) or Deficit on revaluation of PPE assets	(29,812)	22,752
Other Comprehensive Income & Expenditure	191	7,251

It should be noted that Total Comprehensive Income & Expenditure was not affected by the restatement and remains unchanged.

### Cash Flow Statement –

The above restatement to the CIES has had the following impact on the Cash Flow Statement

	<b>2020/21 Income £000</b>	<b>2020/21 Restated Income £000</b>
Net (surplus) or deficit on the provision of services	(11,000)	(18,060)
Adjustments to net surplus or deficit on the provision of services for non-cash movements	(44,554)	(37,494)

It should be noted that both Net Cash Flows from Operating Activities and Net (Increase)/Decrease in Cash & Cash Equivalents were not affected by the restatement and remain unchanged.

### EFA -

The above restatement of the CIES had the following impact on the EFA

	<b>2020/21</b>			<b>2020/21 Restated</b>		
	<b>Net Expenditure Chargeable to the General Fund Balance £000</b>	<b>Adjustments Between the Funding and Accounting Basis £000</b>	<b>Net Expenditure in the Comp. Income &amp; Expenditure Statement £000</b>	<b>Net Expenditure Chargeable to the General Fund Balance £000</b>	<b>Adjustments Between the Funding and Accounting Basis £000</b>	<b>Net Expenditure in the Comp. Income &amp; Expenditure Statement £000</b>
Prosperity & Investment	(5,897)	7,149	1,252	(12,957)	14,209	1,252
Net Cost of Service	129,169	(20,421)	108,748	122,109	(13,361)	108,748
Other Inc. & Exp.	(129,163)	9,415	(119,748)	(129,163)	2,355	(126,808)
(Surplus) or Deficit	6	(11,006)	(11,000)	(7,054)	(11,006)	(18,060)
Closing GF Balance	4,991			12,051		

### Group Note 3. Reconciliation of the Single Entity Deficit on Provision of Services to the Group Deficit

<b>2020/21 £000</b>		<b>2021/22 £000</b>
(11,045)	Deficit/(Surplus) from the Single Entity Accounts (Page 55)	27,201
(182)	Deficit/(Surplus) contained within Subsidiary Accounts	(406)

2020/21 £000		2021/22 £000
227	Removal of Trading Surpluses from Single Entity Accounts	(41)
(7,060)	Revaluation (Gain)/Loss on Investment Property	(4,594)
<b>(18,060)</b>	<b>Deficit/(Surplus) in Group Accounts (Page 146)</b>	<b>22,160</b>

#### Group Note 4. Investment Property

The following table summarises the movement in the fair value of the investment properties over the year:

2020/21 £000		2021/22 £000
<b>156,804</b>	<b>Balance Brought Forward</b>	<b>179,220</b>
12,128	Additions	9,503
660	Revaluation increase/(decrease) recognised in the revaluation reserve	0
9,864	Revaluation increase/(decrease) recognised in the Surplus/Deficit on the Provision of Services	13,049
(571)	Disposals	(508)
	Transfer:	
335	to/(from) Property, Plant & Equipment	1,003
0	to/(from) Assets Held for Sales	500
<b>179,220</b>	<b>Balance Carried Forward</b>	<b>202,767</b>

The following items of income and expense have been accounted for in the Financing and Investment Income and Expenditure line in the Comprehensive Income and Expenditure Statement:

2020/21 £000		2021/22 £000
(11,795)	Rental income from investment property	(13,374)
3,335	Direct operating expenses arising from investment property	3,211
<b>(8,460)</b>	<b>Net Operational (gain)/loss</b>	<b>(10,163)</b>
(3,953)	Net (gain)/loss on revaluation of properties	(12,817)
<b>(12,413)</b>	<b>Total Net (gain)/loss</b>	<b>(22,980)</b>

There are no restrictions on the Authority's ability to realise the value inherent in its property portfolio or on the Authority's right to the remittance of income and the proceeds of disposal. The Authority has no contractual obligations to purchase, construct or develop properties or repairs, maintenance or enhancement.



## Glossary

Academy Schools	A school that chooses to opt out of Local Authority control and receives its funding direct from the Education Funding Agency
Accounting Policies	The accounts are prepared in accordance with the Code of Practice on Local Authority Accounting in the United Kingdom 2010/11 issued by the Chartered Institute of Public Finance & Accountancy and comply with the International Financial Reporting Standards (IFRS) approved by the Financial Reporting Advisory Board.
Accruals	The concept that items of income and expenditure are recognised as they are earned or incurred, not as money is received or paid
Balances	See Reserves and Balances.
Balance Sheet	A statement of recorded assets and liabilities at a given point in time i.e. 31 <sup>st</sup> March for Local Authorities.
Business Rates	This is the income collected from business premises in respect of National Non Domestic Rates. Also known as Non Domestic Rates (NDR) and Retained Business Rates.
Business Rates Retention	Local Government Funding scheme under which councils retain 50% of business rates revenue locally.
Budget	The financial statement reflecting the Council's policies over a period of time i.e. what the Council is going to spend to provide services.
Capital Expenditure	Expenditure on items that have a life of more than one year, such as buildings, land, major equipment.
Capital Financing Requirement	A measure of an authority's underlying need to borrow or finance for a capital purpose.
Capitalisation	The means by which Government, exceptionally, permits local authorities to treat revenue costs as capital costs. Permission is given through capitalisation directions issued by the Secretary of State.
Capital Receipts	The proceeds from the disposal of land or buildings, or other assets. These can be used to finance new capital expenditure.
Capping	The Government has the power to tell Councils to set a lower council tax requirement if it thinks the year on year increase is excessive.
CIPFA	The Chartered Institute of Public Finance and Accountancy.
CIPFA Code of Practice	Code of Practice on local authority accounting in the United Kingdom which specifies the principles and practices required to be followed when preparing the Statement of Accounts
CIPFA/SOLACE	CIPFA/SOLACE Delivering Good Governance in Local Government - Framework - CIPFA - the Chartered Institute of

	Public Finance and Accountancy, have worked with SOLACE - the Society of Local Authority Chief Executives and Senior Managers, to develop the good governance framework for local authorities based on the "The Good Governance Standards for Public Services" produced by the Office for Public Management.
Collection Fund	A separate statutory fund maintained by the Council, as billing authority, which records council tax and non-domestic rates collected, together with payments to precepting authorities (Police, Fire, Parishes), the Government and the Council's own General Fund.
Comprehensive Income & Expenditure Statement (CIES)	Summarised income and expenditure during the year by service area. Includes both revenue and capital items.
Council Tax	The main source of local taxation to local authorities. Council tax is levied on dwellings within the local authority area by the billing authority.
Creditors	Represent the amount that the Council owes other parties, shown on the balance sheet at year end.
Debtors	Represents the amounts owed to the Council, shown on the balance sheet at year end.
Depreciation	The accounting term used to describe the write off of the reduction in value of a fixed asset due to wear and tear, passing of time.
Dedicated Schools Grant (DSG)	Specific ring-fenced grant allocated by the Department for Education for the funding of schools.
Defined Benefit Pension Scheme	Pension scheme in which the benefits received by the participants are independent of the contributions paid and are not directly related to the investments of the scheme.
Discounts	The benefit obtained from re-scheduling debt.
Financial Year	The local authority financial year commences 1 April and ends on the 31 March
General Fund	A statutory fund which summarises the cost of all services provided by the Council (with the exception of Special Fund detailed below). The General Fund balance is the reserve held by the Council for general purposes
Group Accounts	Group Accounts have to be produced where a Council has an interest in another organisation, such as Nuplace, unless the interest is considered not material. Group Accounts consolidate the financial position of the Council and all organisations it has an interest in (subject to materiality).
Heritage Assets	Assets with historical, artistic, scientific, technological, geophysical or environmental qualities that are held and maintained by the Council principally for their contribution to knowledge and culture.

International Accounting Standard 19 (IAS19)	Accounting for Retirement Benefits – local authorities are required to reflect the true value of the assets and liabilities relating to the Pension Fund in their financial statements. This creates a notional amount in the balance sheet and does not impact on council tax.
Impairment	A reduction in the value of a non-current asset below its carrying amount on the Balance Sheet.
Infrastructure Assets	Assets where there is no prospect of sale or alternative use, for example roads and footpaths.
Intangible Assets	An asset that does not exist in a physical sense but has a value to the Council, for example software licenses
Investment Properties	Property (land or building) which is held for economic regeneration purposes which also earn rentals or capital appreciation.
Leases	A method of funding expenditure by payment over a defined period of time. An <b>operating lease</b> is similar to renting, the ownership of the asset remains with the lessor and the transaction does not fall within the capital control system. <b>Finance leases</b> are more akin to borrowing and do fall within the capital system, further a finance lease transfers substantially all of the risks and rewards of ownership of the asset to the lessee
LOBO	A LOBO is a market loan to the Authority. LOBO stands for Lenders Option Borrowers Option. What this means is that the loan has a fixed interest rate but the lender has the option to increase that rate at specified intervals. If they exercise that option then the Authority has an option to either accept the new rate or repay the loan.
Materiality	A matter is material if its omission would reasonably influence the reader of the accounts. Materiality is authority-specific and is dependent on the nature and magnitude of the items to which the information relates.
MRP	Minimum Revenue Provision – This is the amount charged against the Income and Expenditure Account for the year in relation to the repayment of debt on borrowing in order to fund capital expenditure.
Net Book Value	The amount at which non-current assets are included in the Balance Sheet, i.e. their historical cost or current value less the cumulative amounts provided for depreciation.
Non Domestic Rates (NDR)	This is the income collected from business premises in respect of National Non Domestic Rates (NNDR). Also known as Non Domestic Rates (NDR), Business Rates and Retained Business Rates.
Outturn Pension Fund	Actual Expenditure and Income within a particular year. An employee’s pension fund is maintained in order to make pension payments on retirement to participants. It is financed

	from contributions from the employing authority (The Council), the employee and investment returns.
Post Balance Sheet Events	Events, both favourable and unfavourable, which occur between the Balance Sheet date and the date the Statement of Accounts is signed by the Section 151 Officer.
Precept	Precepting authorities do not collect Council Tax and Business Rates directly, but instruct the Billing Authority to do so. Major preceptors include Shropshire & Wrekin Fire & Rescue Authority and West Mercia Police and Crime Commissioner. Parishes and Town Councils are local precepting authorities.
Premia	A penalty payment that may be incurred when debt is repaid early.
Private Finance Initiative (PFI)	A central Government initiative which aims to increase the level of funding available for public services by attracting private sources of finance. PFI are agreements to receive services, where the responsibility for making available the property, plant and equipment needed to provide the services belongs to the PFI contractor. The authority is deemed to own the assets at the end of the contract and the assets are therefore carried on the Balance sheet as part of PPE.
Provisions	Amounts set aside for liabilities or losses which are likely or certain to be incurred, but the amounts or the dates on which they will arise is uncertain.
Prudential Borrowing	The system which governs local authority borrowing, based on the requirement that capital expenditure plans are affordable, sustainable and prudent, as prescribed in CIPFA's prudential code.
Public Works Loans Board (PWLB)	A Government agency providing long and short term loans to local authorities at interest rates only slightly higher than those at which Government itself can borrow.
Reserves	Sums set aside in reserve for specific future purposes
Revenue Expenditure	Expenditure on the day to day running costs of the Council, such as salaries, wages, utility costs, repairs and maintenance.
Revenue Expenditure funded from Capital under Statute	Legislation allows some expenditure to be classified as capital although it does not result in the creation of a fixed asset. Examples of this are grants, advances and financial assistance to others, costs of stock issues, expenditure on properties not owned by the authority and amounts directed by the Government.
Revenue Support Grant (RSG)	The main Government grant given to Local Authorities to assist in paying for local services. The amount of RSG paid is calculated on the basis of a Settlement Funding Assessment, also determined by Government.

<b>Reserves &amp; Balances</b>	Amounts set aside to meet future expenditure. Every local authority must maintain general balances as a matter of prudence.
<b>Section 151</b>	Section 151 of the Local Government Act 1972 requires that Council's nominate an officer to be responsible for the proper administration of their financial affairs (The Chief Financial Officer). For Telford & Wrekin this is the Director Finance and Human Resources.
<b>Soft Loan Special Fund Revenue Account</b>	A loan granted at lower than the prevailing interest rate Included in the Income And Expenditure Account but specifically summarises the cost of providing some specific services that in some areas are provided by Parish Councils but in others are provided by the Council.
<b>Special Purchaser</b>	A particular buyer for whom a certain asset has special value because of advantages arising from its ownership that would not be available to general buyers in the market.
<b>Trading Services</b>	A service run in a commercial style and provides services that are mainly funded from fees and charges levied on users.
<b>Variance</b>	The difference between budgeted expenditure and actual outturn. Also referred to as an over or under spend.
<b>Virement</b>	A switch of resource from one budget head to another. The rules concerning virement are contained in the Financial Regulations.